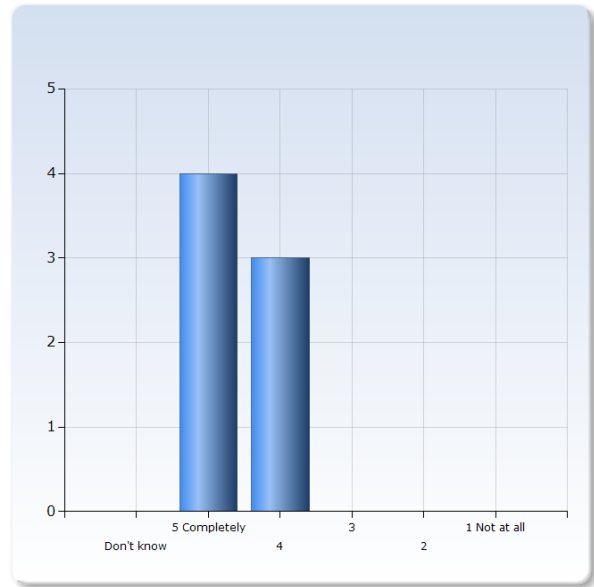


Course Evaluation MM7021 - Elementary Differential Geometry VT20

Respondents: 32
Answer Count: 7
Answer Frequency: 21.88%

6. Overall impression

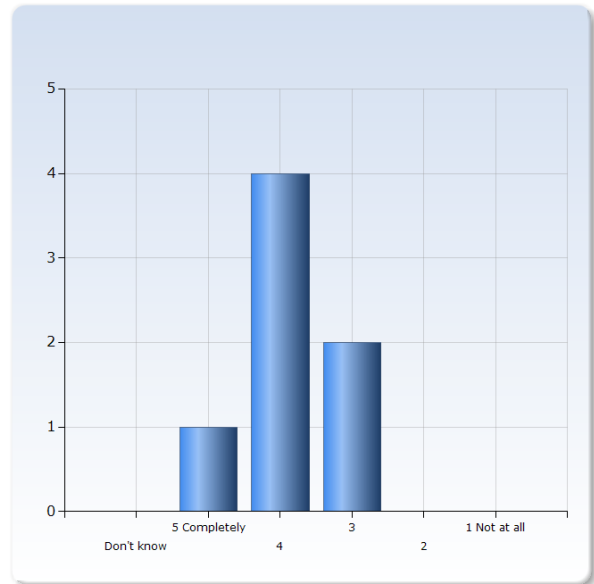
Overall I am satisfied with this course	Number of Responses
1 Not at all	0 (0.0%)
2	0 (0.0%)
3	0 (0.0%)
4	3 (42.9%)
5 Completely	4 (57.1%)
Don't know	0 (0.0%)
Total	7 (100.0%)



7. Student contribution

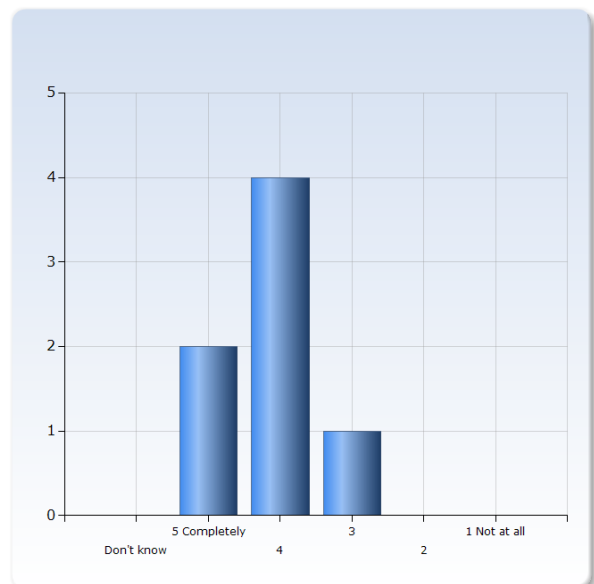
I am satisfied with my own effort in the course

I am satisfied with my own effort in the course	Number of Responses
1 Not at all	0 (0.0%)
2	0 (0.0%)
3	2 (28.6%)
4	4 (57.1%)
5 Completely	1 (14.3%)
Don't know	0 (0.0%)
Total	7 (100.0%)



I took responsibility for my own learning in the course

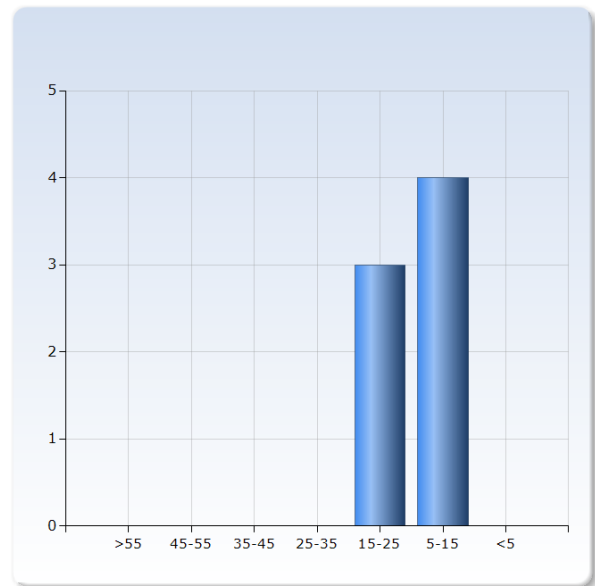
I took responsibility for my own learning in the course	Number of Responses
1 Not at all	0 (0.0%)
2	0 (0.0%)
3	1 (14.3%)
4	4 (57.1%)
5 Completely	2 (28.6%)
Don't know	0 (0.0%)
Total	7 (100.0%)



8. Work load

Indicate how many hours per week on average you have spent on the course, including self-studies and scheduled study time

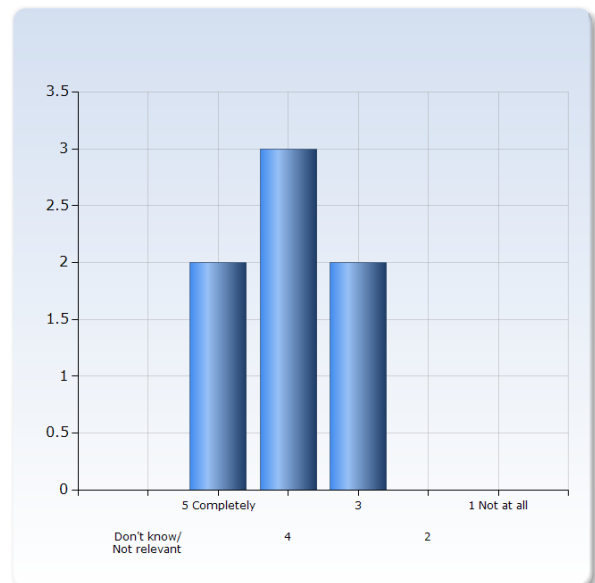
	Number of Responses
<5	0 (0.0%)
5-15	4 (57.1%)
15-25	3 (42.9%)
25-35	0 (0.0%)
35-45	0 (0.0%)
45-55	0 (0.0%)
>55	0 (0.0%)
Total	7 (100.0%)



9. Clear aims

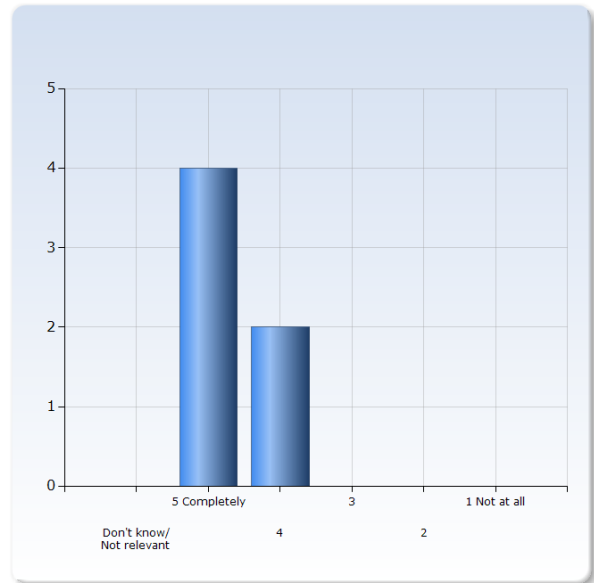
It was clear to me what I was expected to learn

It was clear to me what I was expected to learn	Number of Responses
1 Not at all	0 (0.0%)
2	0 (0.0%)
3	2 (28.6%)
4	3 (42.9%)
5 Completely	2 (28.6%)
Don't know/ Not relevant	0 (0.0%)
Total	7 (100.0%)



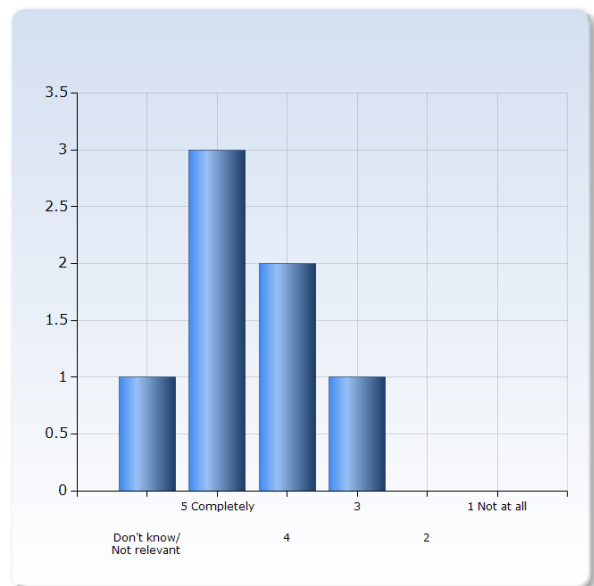
I felt that the course content and teaching methods were relevant to the learning outcomes

I felt that the course content and teaching methods were relevant to the learning outcomes	Number of Responses
1 Not at all	0 (0.0%)
2	0 (0.0%)
3	0 (0.0%)
4	2 (33.3%)
5 Completely	4 (66.7%)
Don't know/ Not relevant	0 (0.0%)
Total	6 (100.0%)



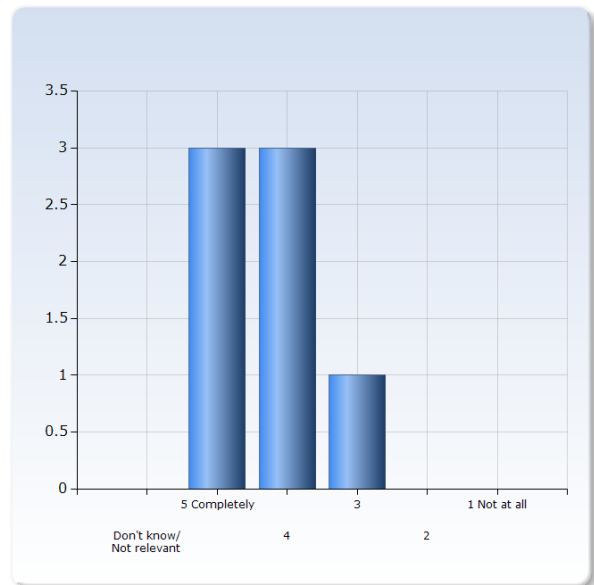
The examination tested how well I had achieved the learning outcomes

The examination tested how well I had achieved the learning outcomes	Number of Responses
1 Not at all	0 (0.0%)
2	0 (0.0%)
3	1 (14.3%)
4	2 (28.6%)
5 Completely	3 (42.9%)
Don't know/ Not relevant	1 (14.3%)
Total	7 (100.0%)



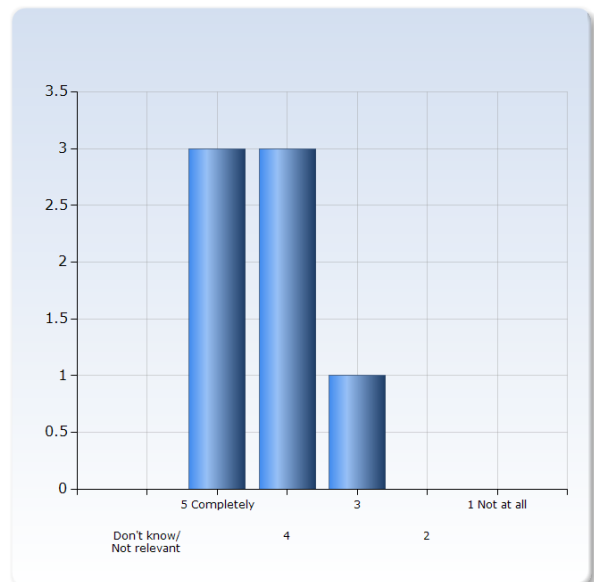
The course corresponded to my expectations

The course corresponded to my expectations	Number of Responses
1 Not at all	0 (0.0%)
2	0 (0.0%)
3	1 (14.3%)
4	3 (42.9%)
5 Completely	3 (42.9%)
Don't know/ Not relevant	0 (0.0%)
Total	7 (100.0%)



I feel that I will have use of what I have learnt after my studies

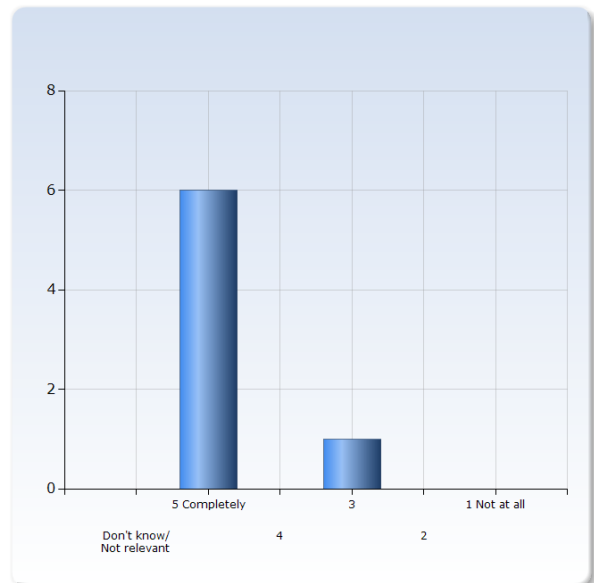
I feel that I will have use of what I have learnt after my studies	Number of Responses
1 Not at all	0 (0.0%)
2	0 (0.0%)
3	1 (14.3%)
4	3 (42.9%)
5 Completely	3 (42.9%)
Don't know/ Not relevant	0 (0.0%)
Total	7 (100.0%)



10. Good teaching

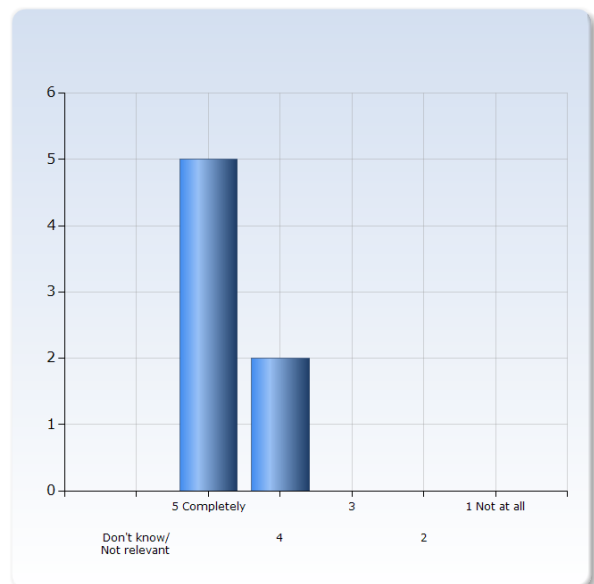
The course prerequisites were sufficient to follow the course

The course prerequisites were sufficient to follow the course	Number of Responses
1 Not at all	0 (0.0%)
2	0 (0.0%)
3	1 (14.3%)
4	0 (0.0%)
5 Completely	6 (85.7%)
Don't know/ Not relevant	0 (0.0%)
Total	7 (100.0%)



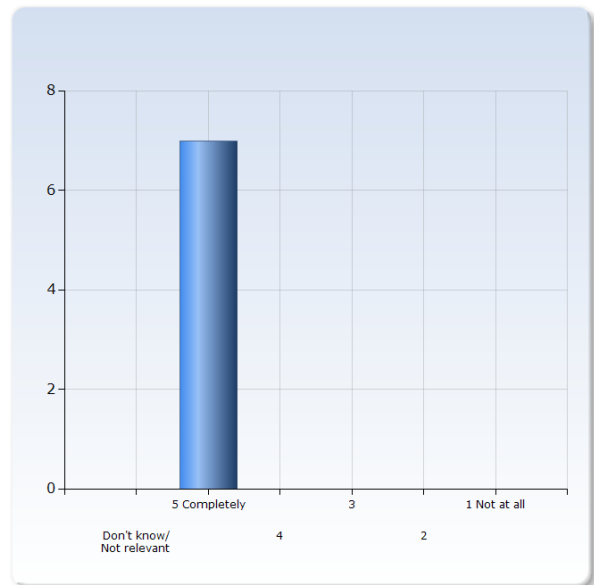
I felt that the course was well structured

I felt that the course was well structured	Number of Responses
1 Not at all	0 (0.0%)
2	0 (0.0%)
3	0 (0.0%)
4	2 (28.6%)
5 Completely	5 (71.4%)
Don't know/ Not relevant	0 (0.0%)
Total	7 (100.0%)



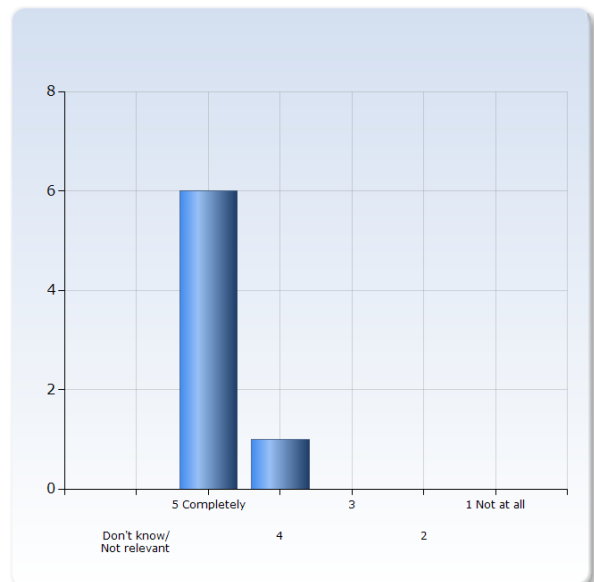
I felt that the teachers have helped me to reach the learning outcomes

I felt that the teachers have helped me to reach the learning outcomes	Number of Responses
1 Not at all	0 (0.0%)
2	0 (0.0%)
3	0 (0.0%)
4	0 (0.0%)
5 Completely	7 (100.0%)
Don't know/ Not relevant	0 (0.0%)
Total	7 (100.0%)



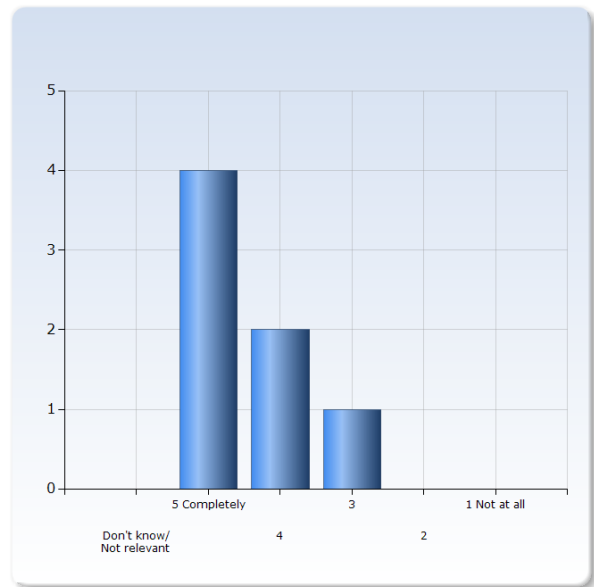
I could understand what was being taught

I could understand what was being taught	Number of Responses
1 Not at all	0 (0.0%)
2	0 (0.0%)
3	0 (0.0%)
4	1 (14.3%)
5 Completely	6 (85.7%)
Don't know/ Not relevant	0 (0.0%)
Total	7 (100.0%)



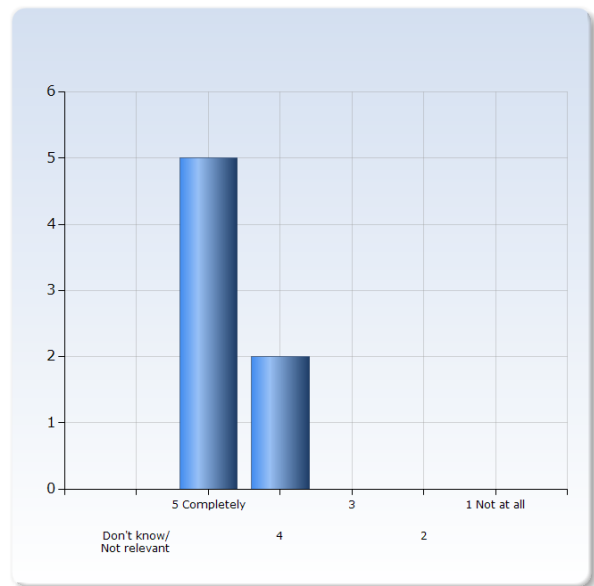
I have received constructive feedback on my performance

I have received constructive feedback on my performance	Number of Responses
1 Not at all	0 (0.0%)
2	0 (0.0%)
3	1 (14.3%)
4	2 (28.6%)
5 Completely	4 (57.1%)
Don't know/ Not relevant	0 (0.0%)
Total	7 (100.0%)



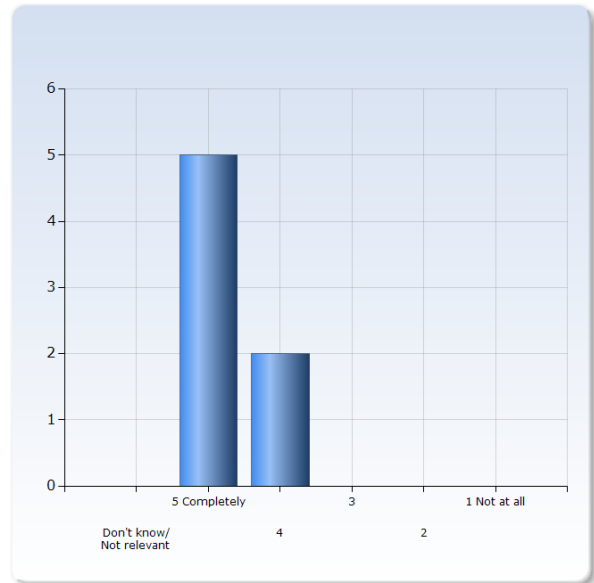
I was encouraged to reflect on my learning during the course

I was encouraged to reflect on my learning during the course	Number of Responses
1 Not at all	0 (0.0%)
2	0 (0.0%)
3	0 (0.0%)
4	2 (28.6%)
5 Completely	5 (71.4%)
Don't know/ Not relevant	0 (0.0%)
Total	7 (100.0%)



The course material helped me in my work to achieve the learning outcomes (literature, e-resources etc.)

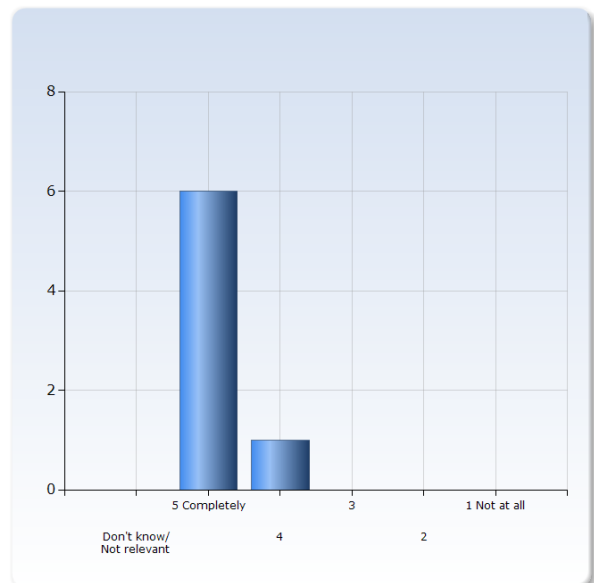
The course material helped me in my work to achieve the learning outcomes (literature, e-resources etc.)	Number of Responses
1 Not at all	0 (0.0%)
2	0 (0.0%)
3	0 (0.0%)
4	2 (28.6%)
5 Completely	5 (71.4%)
Don't know/ Not relevant	0 (0.0%)
Total	7 (100.0%)



11. Administration and study environment

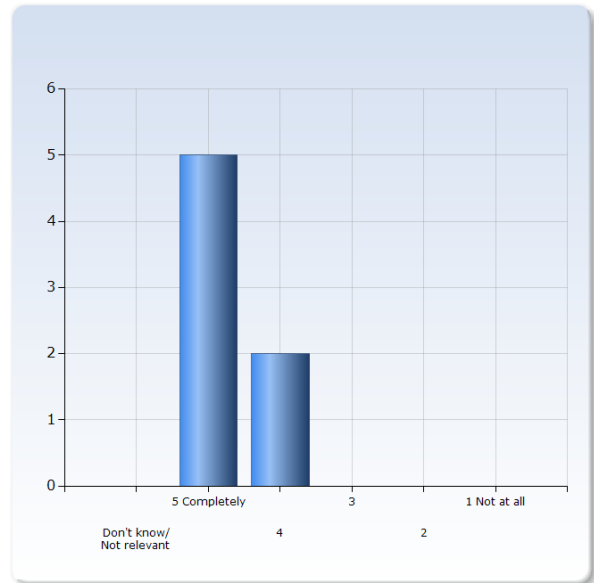
I felt that the course was well organized

I felt that the course was well organized	Number of Responses
1 Not at all	0 (0.0%)
2	0 (0.0%)
3	0 (0.0%)
4	1 (14.3%)
5 Completely	6 (85.7%)
Don't know/ Not relevant	0 (0.0%)
Total	7 (100.0%)



I have been able to find the information I felt I needed before and during the course

I have been able to find the information I felt I needed before and during the course	Number of Responses
1 Not at all	0 (0.0%)
2	0 (0.0%)
3	0 (0.0%)
4	2 (28.6%)
5 Completely	5 (71.4%)
Don't know/ Not relevant	0 (0.0%)
Total	7 (100.0%)



I was able to get support when I needed it

I was able to get support when I needed it	Number of Responses
1 Not at all	0 (0.0%)
2	0 (0.0%)
3	0 (0.0%)
4	1 (14.3%)
5 Completely	4 (57.1%)
Don't know/ Not relevant	2 (28.6%)
Total	7 (100.0%)

