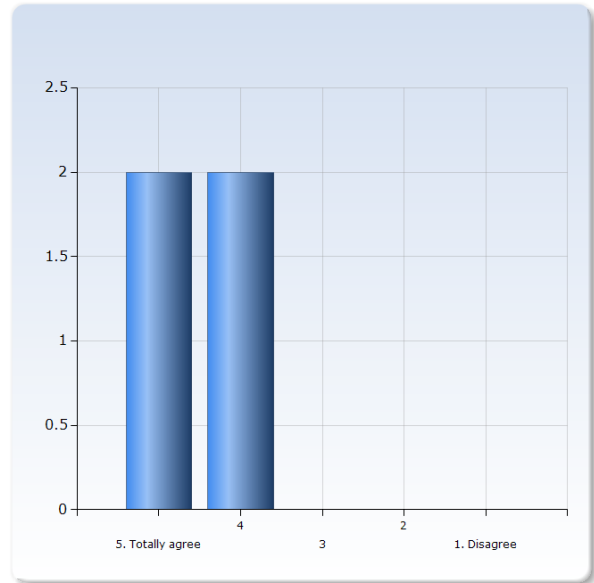


## Course Evaluation MT3002 The Mathematics and Statistics of Infectious Disease Outbreaks VT22

Respondents: 39  
Answer Count: 4  
Answer Frequency: 10.26%

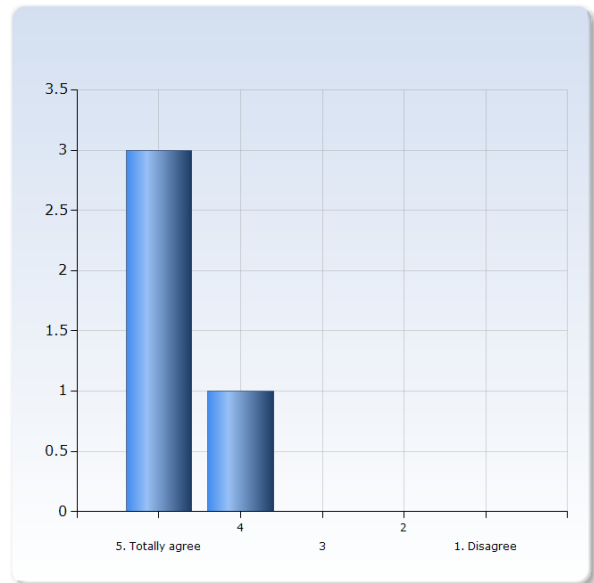
### 1. Overall, I am satisfied with the course.

| Overall, I am satisfied with the course. | Number of Responses |
|--|---------------------|
| 1. Disagree                              | 0 (0.0%)            |
| 2  | 0 (0.0%)            |
| 3  | 0 (0.0%)            |
| 4  | 2 (50.0%)           |
| 5. Totally agree                         | 2 (50.0%)           |
| Total                                    | 4 (100.0%)          |



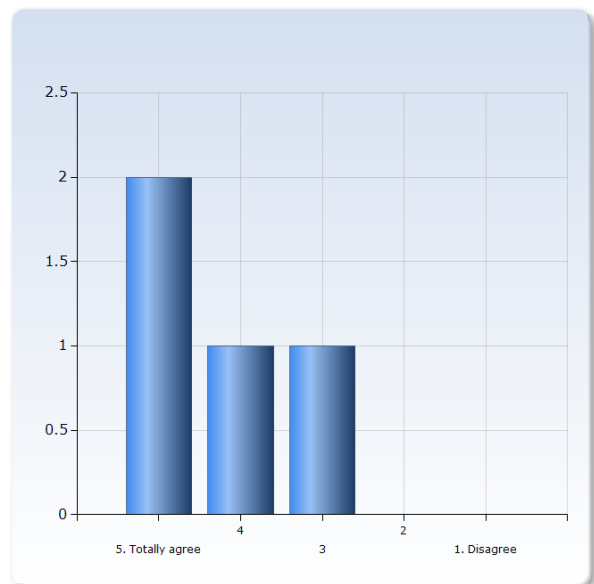
## 2. The content of the course was relevant to me for achieving the intended learning outcomes.

| The content of the course was relevant to me for achieving the intended learning outcomes. | Number of Responses |
|--|---------------------|
| 1. Disagree  | 0 (0.0%)            |
| 2  | 0 (0.0%)            |
| 3  | 0 (0.0%)            |
| 4  | 1 (25.0%)           |
| 5. Totally agree   | 3 (75.0%)           |
| Total  | 4 (100.0%)          |



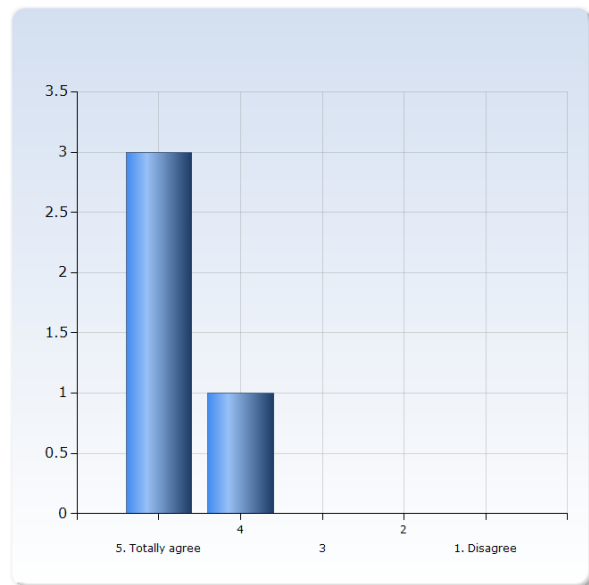
## 3. The teaching gave me good conditions to achieve the intended learning outcomes.

| The teaching gave me good conditions to achieve the intended learning outcomes. | Number of Responses |
|---|---------------------|
| 1. Disagree   | 0 (0.0%)            |
| 2   | 0 (0.0%)            |
| 3   | 1 (25.0%)           |
| 4   | 1 (25.0%)           |
| 5. Totally agree  | 2 (50.0%)           |
| Total   | 4 (100.0%)          |



#### 4. The examination/assessment tested how well I achieved the intended learning outcomes.

| The examination/assessment tested how well I achieved the intended learning outcomes. | Number of Responses |
|---|---------------------|
| 1. Disagree   | 0 (0.0%)            |
| 2   | 0 (0.0%)            |
| 3   | 0 (0.0%)            |
| 4   | 1 (25.0%)           |
| 5. Totally agree  | 3 (75.0%)           |
| Total   | 4 (100.0%)          |



#### 5. On average, I have spent approximately the following number of hours per week on the course, total time, including self-study.

| On average, I have spent approximately the following number of hours per week on the course, total time, including self-study. | Number of Responses |
|--|---------------------|
| 6  | 1 (33.3%)           |
| 7  | 0 (0.0%)            |
| 8  | 0 (0.0%)            |
| 9  | 0 (0.0%)            |
| 10   | 1 (33.3%)           |
| 11   | 0 (0.0%)            |
| 12   | 0 (0.0%)            |
| 13   | 0 (0.0%)            |
| 14   | 0 (0.0%)            |
| 15   | 1 (33.3%)           |
| Total  | 3 (100.0%)          |

