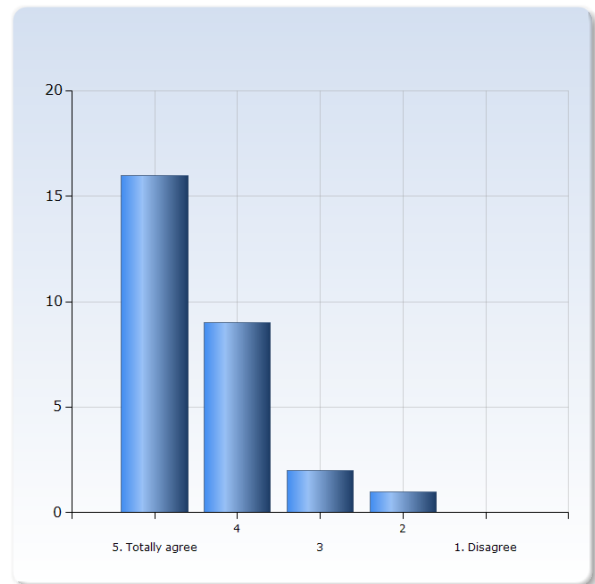


Evaluation MM1005 Mathematics for Economic and Statistical Analysis HT22

Respondents: 90
Answer Count: 28
Answer Frequency: 31.11%

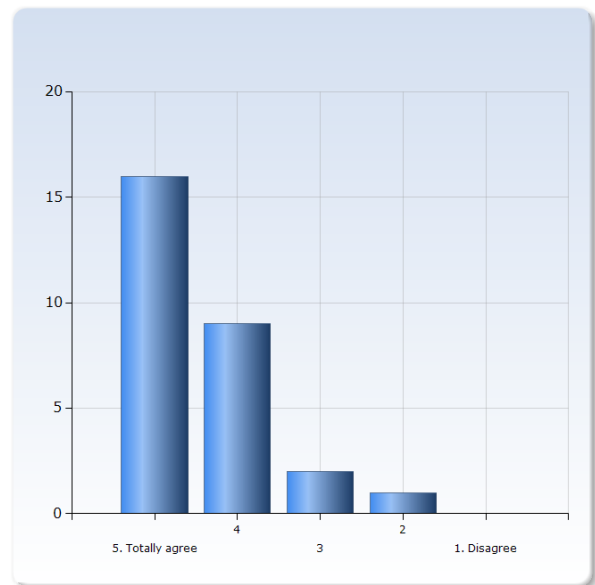
1. Overall, I am satisfied with the course.

Overall, I am satisfied with the course.	Number of Responses
1. Disagree	0 (0.0%)
2	1 (3.6%)
3	2 (7.1%)
4	9 (32.1%)
5. Totally agree	16 (57.1%)
Total	28 (100.0%)



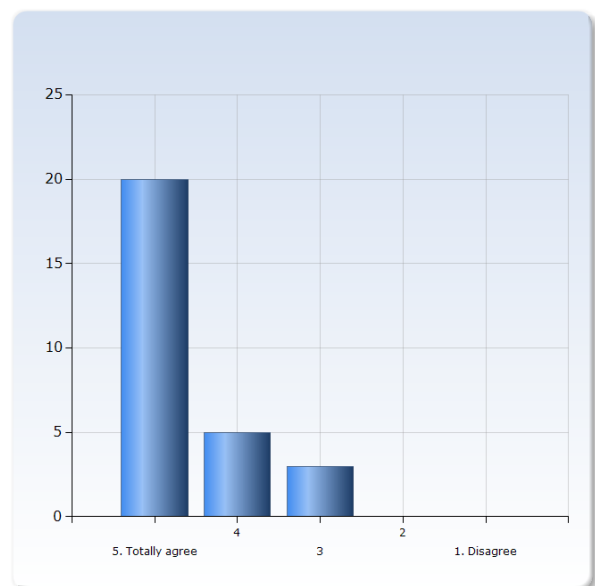
2. The content of the course was relevant to me for achieving the intended learning outcomes.

The content of the course was relevant to me for achieving the intended learning outcomes.	Number of Responses
1. Disagree	0 (0.0%)
2	1 (3.6%)
3	2 (7.1%)
4	9 (32.1%)
5. Totally agree	16 (57.1%)
Total	28 (100.0%)



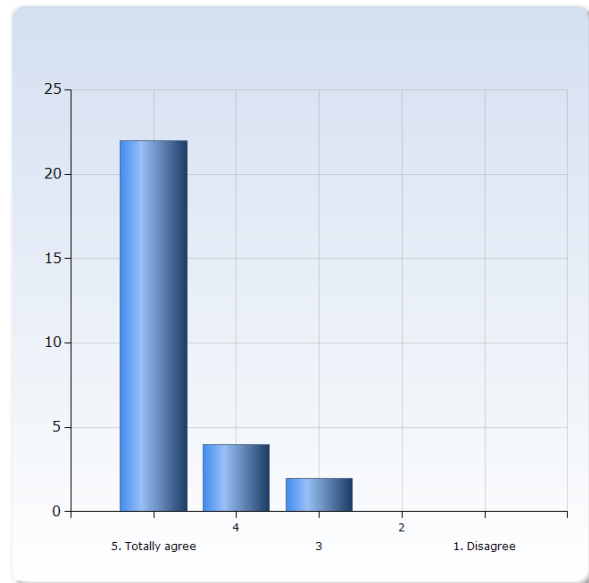
3. The teaching gave me good conditions to achieve the intended learning outcomes.

The teaching gave me good conditions to achieve the intended learning outcomes.	Number of Responses
1. Disagree	0 (0.0%)
2	0 (0.0%)
3	3 (10.7%)
4	5 (17.9%)
5. Totally agree	20 (71.4%)
Total	28 (100.0%)



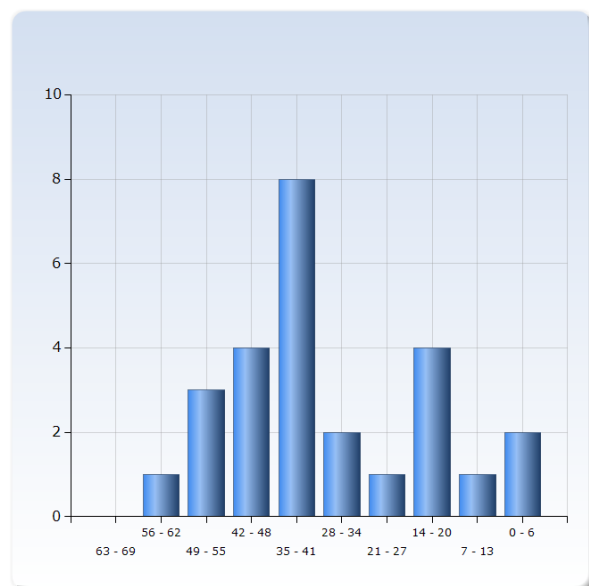
4. The examination/assessment tested how well I achieved the intended learning outcomes.

The examination/assessment tested how well I achieved the intended learning outcomes.	Number of Responses
1. Disagree	0 (0.0%)
2	0 (0.0%)
3	2 (7.1%)
4	4 (14.3%)
5. Totally agree	22 (78.6%)
Total	28 (100.0%)



5. On average, I have spent approximately the following number of hours per week on the course, total time, including self-study.

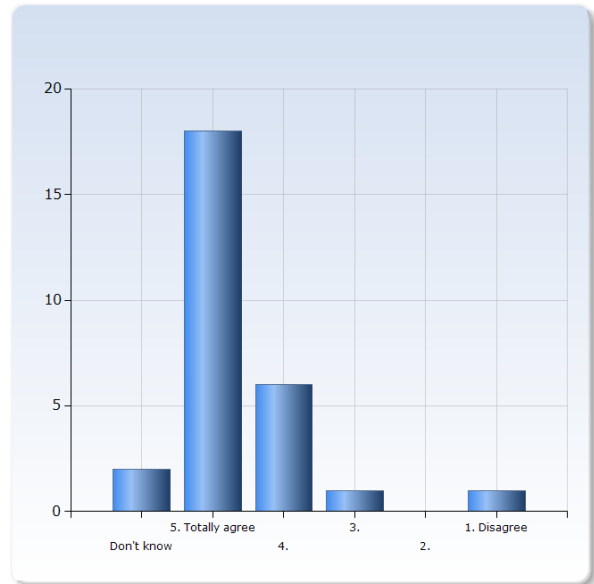
On average, I have spent approximately the following number of hours per week on the course, total time, including self-study.	Number of Responses
0 - 6	2 (7.7%)
7 - 13	1 (3.8%)
14 - 20	4 (15.4%)
21 - 27	1 (3.8%)
28 - 34	2 (7.7%)
35 - 41	8 (30.8%)
42 - 48	4 (15.4%)
49 - 55	3 (11.5%)
56 - 62	1 (3.8%)
63 - 69	0 (0.0%)
Total	26 (100.0%)



8. Individual teacher Feedback

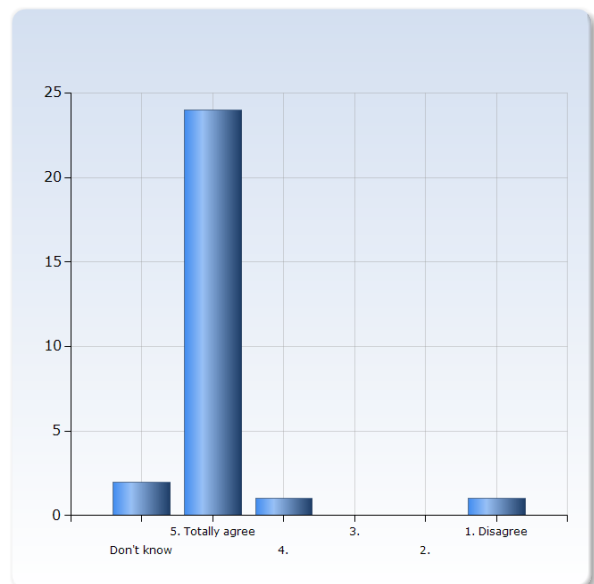
The lecturer explained the material well

The lecturer explained the material well	Number of Responses
1. Disagree	1 (3.6%)
2.	0 (0.0%)
3.	1 (3.6%)
4.	6 (21.4%)
5. Totally agree	18 (64.3%)
Don't know	2 (7.1%)
Total	28 (100.0%)



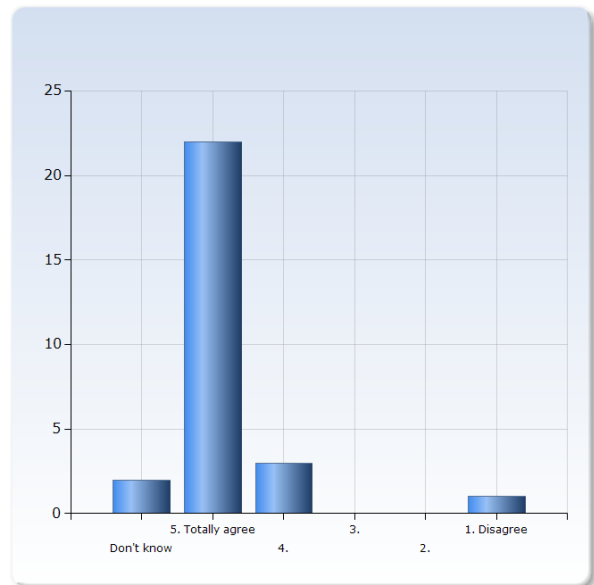
The lecturer generated interest and enthusiasm

The lecturer generated interest and enthusiasm	Number of Responses
1. Disagree	1 (3.6%)
2.	0 (0.0%)
3.	0 (0.0%)
4.	1 (3.6%)
5. Totally agree	24 (85.7%)
Don't know	2 (7.1%)
Total	28 (100.0%)



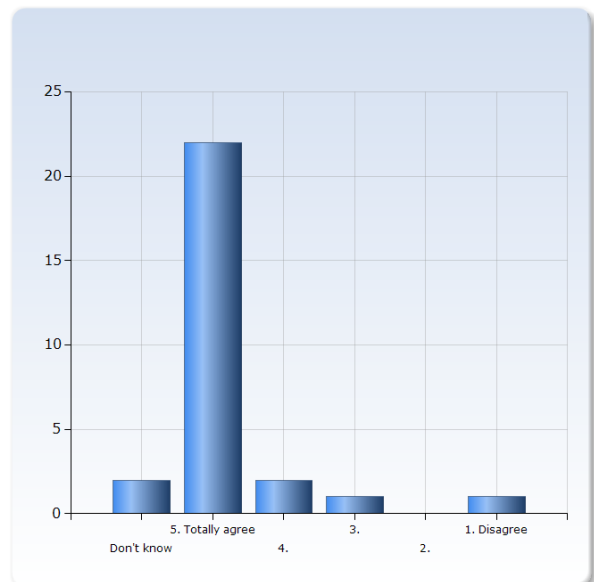
The lecturer was approachable

The lecturer was approachable	Number of Responses
1. Disagree	1 (3.6%)
2.	0 (0.0%)
3.	0 (0.0%)
4.	3 (10.7%)
5. Totally agree	22 (78.6%)
Don't know	2 (7.1%)
Total	28 (100.0%)



Overall, I am satisfied with this lecturer

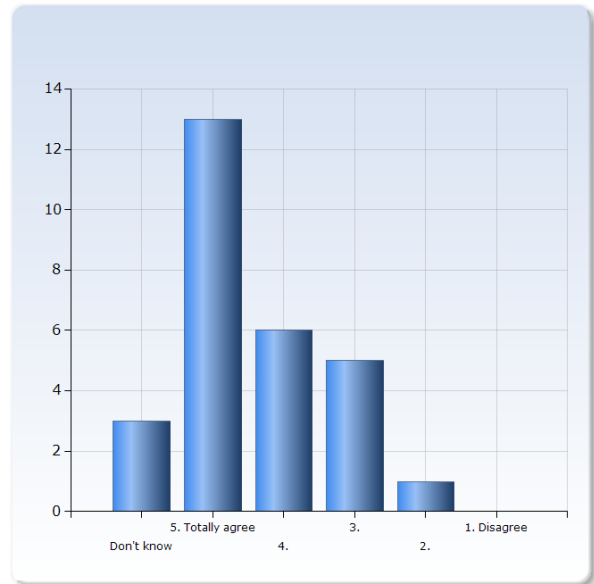
Overall, I am satisfied with this lecturer	Number of Responses
1. Disagree	1 (3.6%)
2.	0 (0.0%)
3.	1 (3.6%)
4.	2 (7.1%)
5. Totally agree	22 (78.6%)
Don't know	2 (7.1%)
Total	28 (100.0%)



9. Individual teacher Feedback

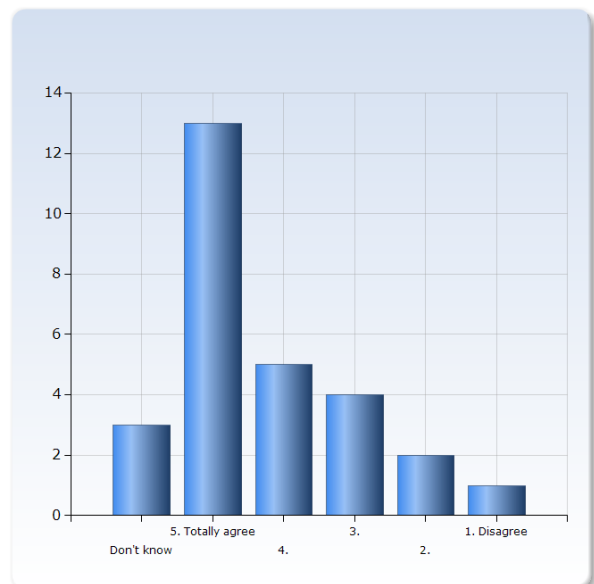
The TA explained the material well

The TA explained the material well	Number of Responses
1. Disagree	0 (0.0%)
2.	1 (3.6%)
3.	5 (17.9%)
4.	6 (21.4%)
5. Totally agree	13 (46.4%)
Don't know	3 (10.7%)
Total	28 (100.0%)



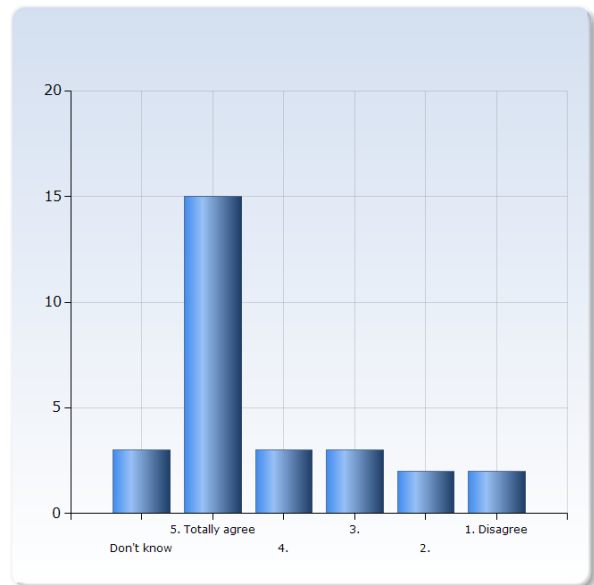
The TA generated interest and enthusiasm

The TA generated interest and enthusiasm	Number of Responses
1. Disagree	1 (3.6%)
2.	2 (7.1%)
3.	4 (14.3%)
4.	5 (17.9%)
5. Totally agree	13 (46.4%)
Don't know	3 (10.7%)
Total	28 (100.0%)



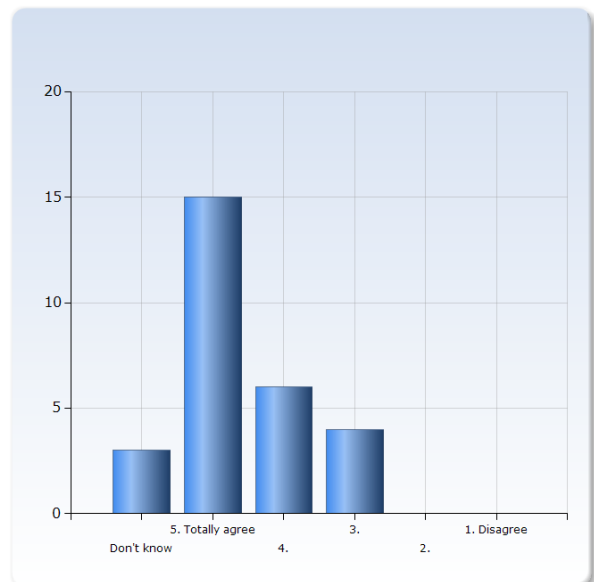
The TA was approachable

The TA was approachable	Number of Responses
1. Disagree	2 (7.1%)
2.	2 (7.1%)
3.	3 (10.7%)
4.	3 (10.7%)
5. Totally agree	15 (53.6%)
Don't know	3 (10.7%)
Total	28 (100.0%)



Overall, I am satisfied with the TA

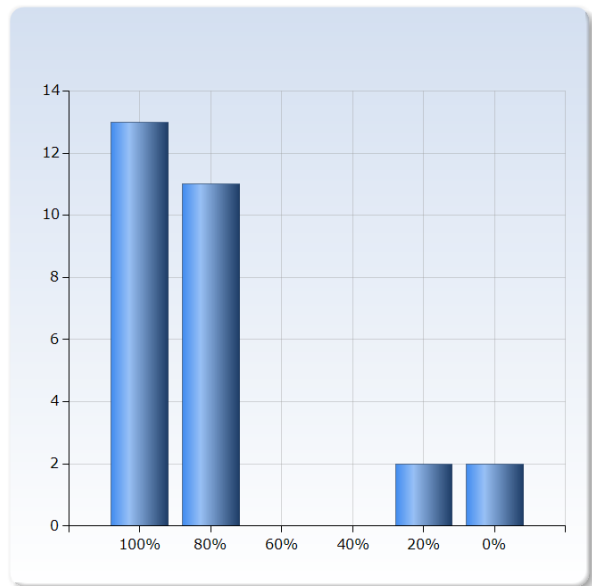
Overall, I am satisfied with the TA	Number of Responses
1. Disagree	0 (0.0%)
2.	0 (0.0%)
3.	4 (14.3%)
4.	6 (21.4%)
5. Totally agree	15 (53.6%)
Don't know	3 (10.7%)
Total	28 (100.0%)



10. Attendance

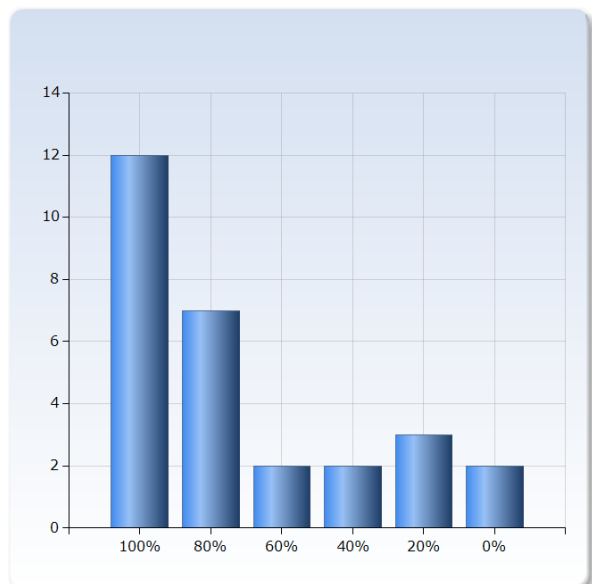
Which percentage of lectures did you attend?

Which percentage of lectures did you attend?	Number of Responses
0%	2 (7.1%)
20%	2 (7.1%)
40%	0 (0.0%)
60%	0 (0.0%)
80%	11 (39.3%)
100%	13 (46.4%)
Total	28 (100.0%)



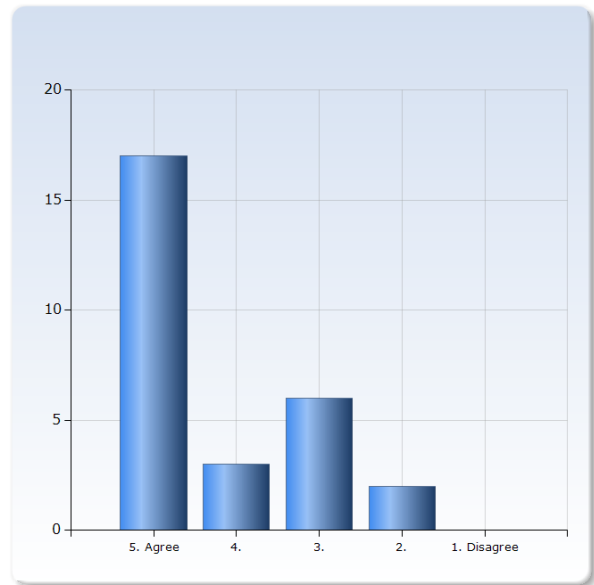
Which percentage of Tutorial sessions did you attend?

Which percentage of Tutorial sessions did you attend?	Number of Responses
0%	2 (7.1%)
20%	3 (10.7%)
40%	2 (7.1%)
60%	2 (7.1%)
80%	7 (25.0%)
100%	12 (42.9%)
Total	28 (100.0%)



11. The course material (uploaded notes, videos...) helped me in my work to achieve the learning outcomes

The course material (uploaded notes, videos...) helped me in my work to achieve the learning outcomes	Number of Responses
1. Disagree	0 (0.0%)
2.	2 (7.1%)
3.	6 (21.4%)
4.	3 (10.7%)
5. Agree	17 (60.7%)
Total	28 (100.0%)



12. I think it worked well to write the exam at the centrally-administered examination halls.

I think it worked well to write the exam at the centrally-administered examination halls.	Number of Responses
1. Disagree	0 (0.0%)
2.	0 (0.0%)
3.	1 (3.6%)
4.	6 (21.4%)
5. Totally agree	21 (75.0%)
Don't know	0 (0.0%)
Total	28 (100.0%)

