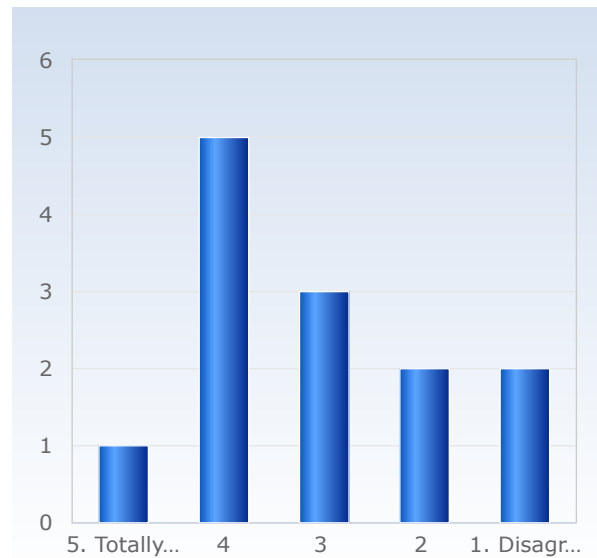


Course Evaluation MM3001 Mathematical methods for Economists HT22

Respondents: 70
Answer Count: 13
Answer Frequency: 18,57 %

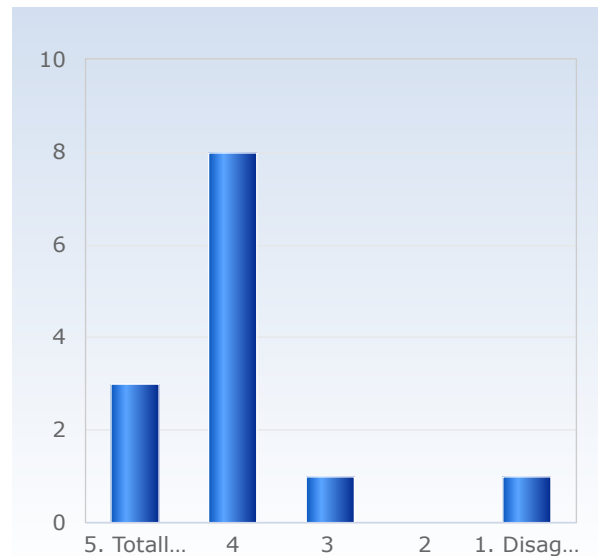
1. Overall, I am satisfied with the course.

Overall, I am satisfied with the course.	Number of responses
1. Disagree	2 (15,4%)
2	2 (15,4%)
3	3 (23,1%)
4	5 (38,5%)
5. Totally agree	1 (7,7%)
Total	13 (100,0%)



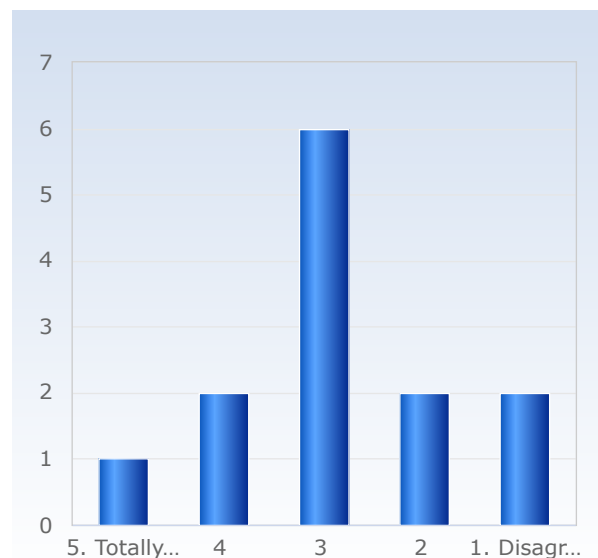
2. The content of the course was relevant to me for achieving the intended learning outcomes.

The content of the course was relevant to me for achieving the intended learning outcomes.	Number of responses
1. Disagree	1 (7,7%)
2	0 (0,0%)
3	1 (7,7%)
4	8 (61,5%)
5. Totally agree	3 (23,1%)
Total	13 (100,0%)



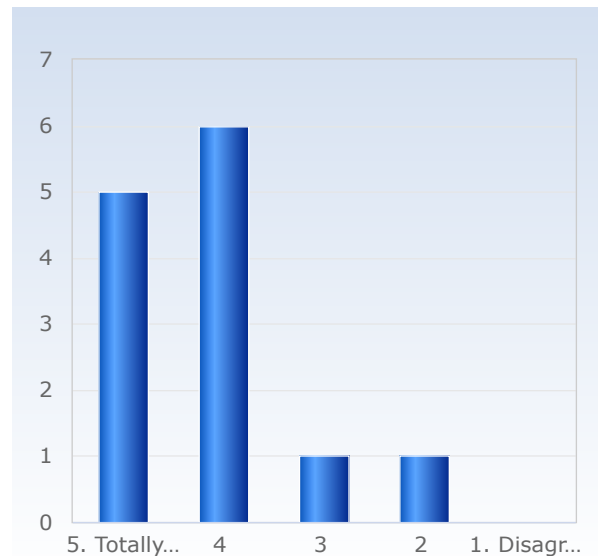
3. The teaching gave me good conditions to achieve the intended learning outcomes.

The teaching gave me good conditions to achieve the intended learning outcomes.	Number of responses
1. Disagree	2 (15,4%)
2	2 (15,4%)
3	6 (46,2%)
4	2 (15,4%)
5. Totally agree	1 (7,7%)
Total	13 (100,0%)



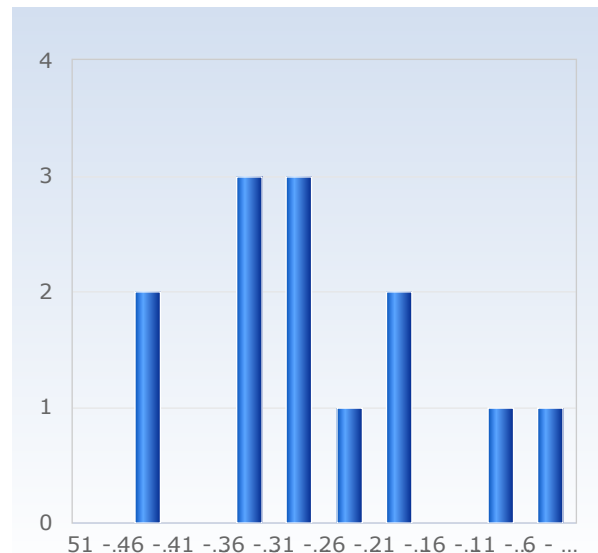
4. The examination/assessment tested how well I achieved the intended learning outcomes.

The examination /assessment tested how well I achieved the intended learning outcomes.	Number of responses
1. Disagree	0 (0,0%)
2	1 (7,7%)
3	1 (7,7%)
4	6 (46,2%)
5. Totally agree	5 (38,5%)
Total	13 (100,0%)



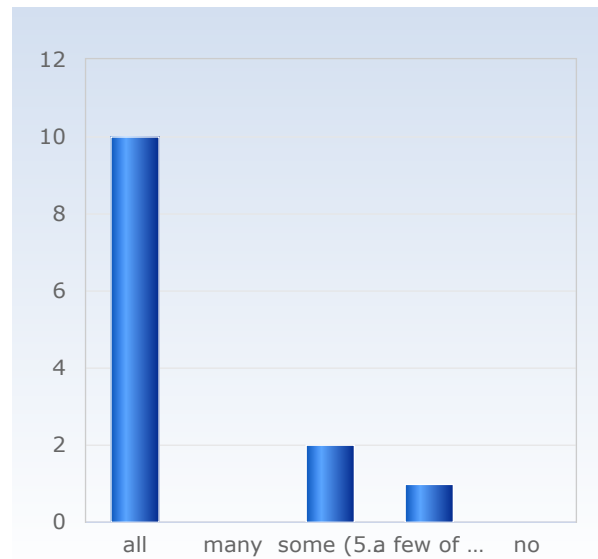
5. On average, I have spent approximately the following number of hours per week on the course, total time, including self-study.

On average, I have spent approximately the following number of hours per week on the course, total time, including self-study.	Number of responses
6 - 10	1 (7,7%)
11 - 15	1 (7,7%)
16 - 20	0 (0,0%)
21 - 25	2 (15,4%)
26 - 30	1 (7,7%)
31 - 35	3 (23,1%)
36 - 40	3 (23,1%)
41 - 45	0 (0,0%)
46 - 50	2 (15,4%)
51 - 55	0 (0,0%)
Total	13 (100,0%)



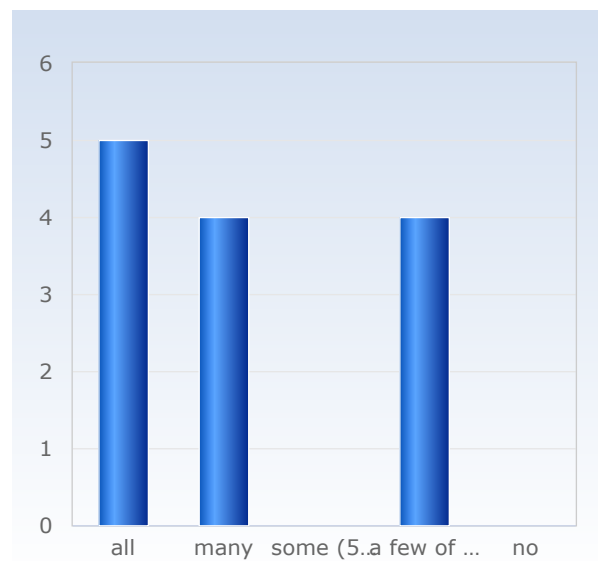
9. Have you followed the lectures:

Have you followed the lectures:	Number of responses
no	0 (0,0%)
a few of them	1 (7,7%)
some (50%)	2 (15,4%)
many	0 (0,0%)
all	10 (76,9%)
Total	13 (100,0%)



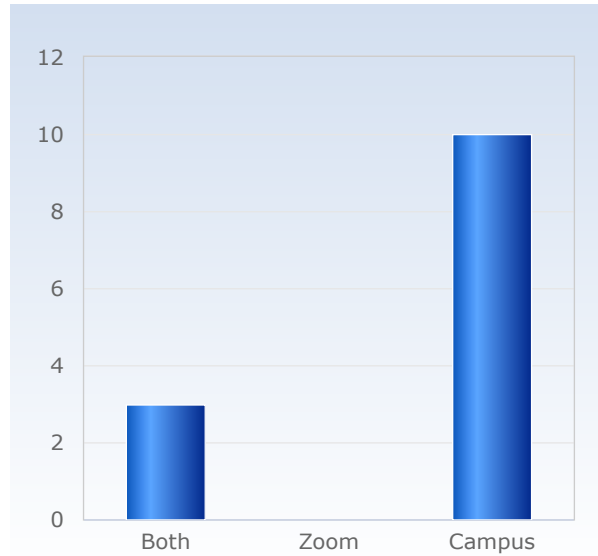
10. Have you followed the TA sessions:

Have you followed the TA sessions:	Number of responses
no	0 (0,0%)
a few of them	4 (30,8%)
some (50%)	0 (0,0%)
many	4 (30,8%)
all	5 (38,5%)
Total	13 (100,0%)



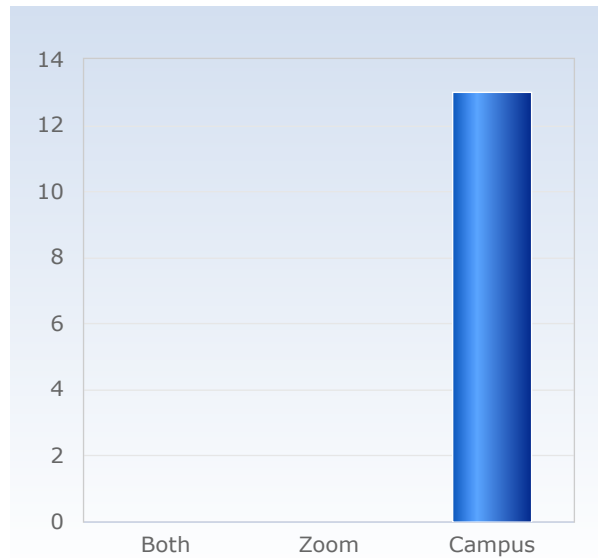
11. Have you followed the lectures on campus or via zoom?

Have you followed the lectures on campus or via zoom?	Number of responses
Campus	10 (76,9%)
Zoom	0 (0,0%)
Both	3 (23,1%)
Total	13 (100,0%)



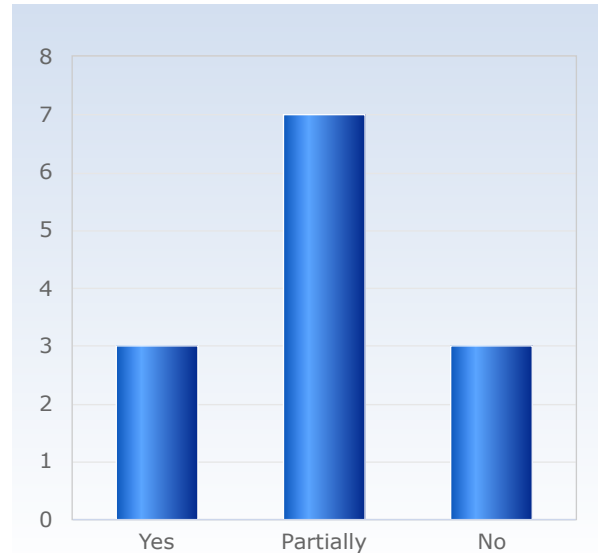
12. Have you followed the TA sessions on campus or via zoom?

Have you followed the TA sessions on campus or via zoom?	Number of responses
Campus	13 (100,0%)
Zoom	0 (0,0%)
Both	0 (0,0%)
Total	13 (100,0%)



15. In your opinion was your starting knowledge sufficient for following the class?

In your opinion was your starting knowledge sufficient for following the class?	Number of responses
No	3 (23,1%)
Partially	7 (53,8%)
Yes	3 (23,1%)
Total	13 (100,0%)



16. Would you prefer to follow the same course at half the speed?

Would you prefer to follow the same course at half the speed?	Number of responses
Yes	9 (69,2%)
No	4 (30,8%)
Total	13 (100,0%)

