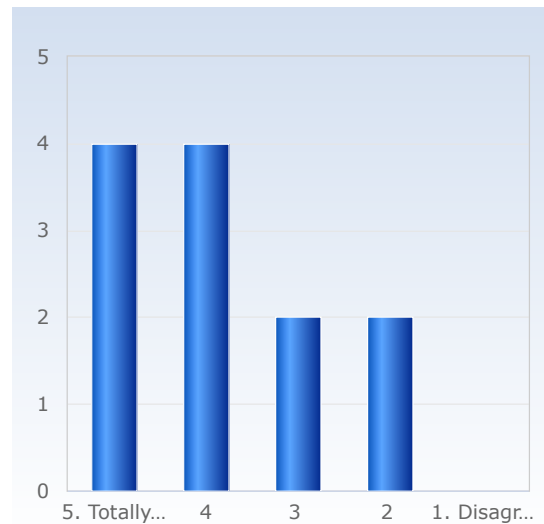


# Course Evaluation DA3018 Datalogi för matematiker VT23

Respondents: 82  
Answer Count: 12  
Answer Frequency: 14,63 %

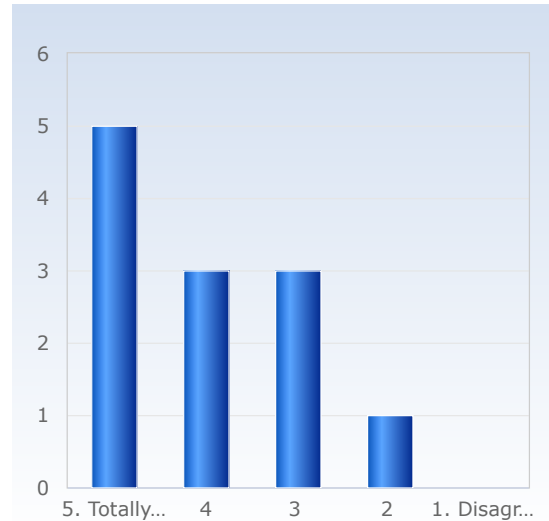
## 1. Overall, I am satisfied with the course.

Overall, I am satisfied with the course.	Number of responses
1. Disagree	0 (0,0%)
2	2 (16,7%)
3	2 (16,7%)
4	4 (33,3%)
5. Totally agree	4 (33,3%)
Total	12 (100,0%)



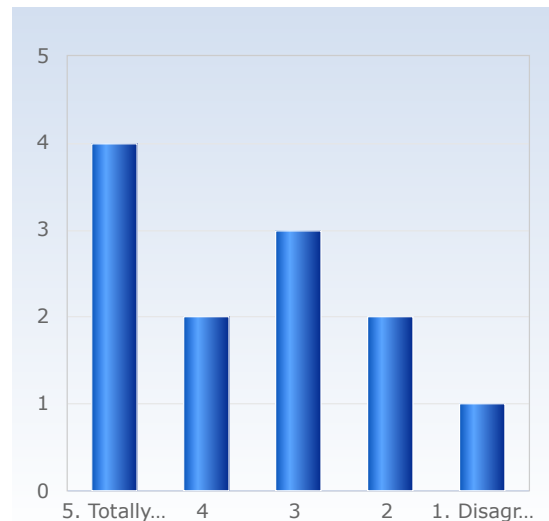
## 2. The content of the course was relevant to me for achieving the intended learning outcomes.

The content of the course was relevant to me for achieving the intended learning outcomes.	Number of responses
1. Disagree	0 (0,0%)
2	1 (8,3%)
3	3 (25,0%)
4	3 (25,0%)
5. Totally agree	5 (41,7%)
Total	12 (100,0%)



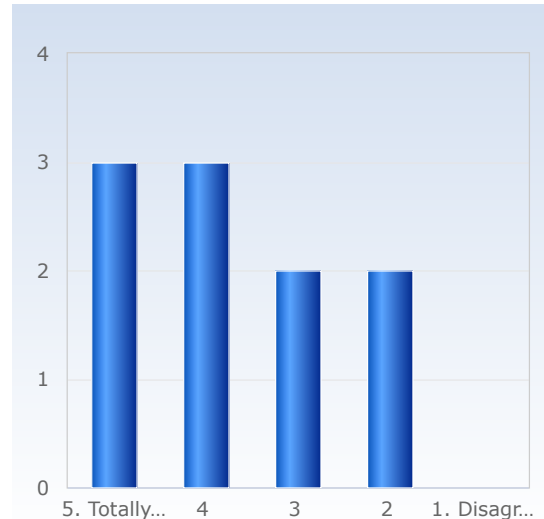
## 3. The teaching gave me good conditions to achieve the intended learning outcomes.

The teaching gave me good conditions to achieve the intended learning outcomes.	Number of responses
1. Disagree	1 (8,3%)
2	2 (16,7%)
3	3 (25,0%)
4	2 (16,7%)
5. Totally agree	4 (33,3%)
Total	12 (100,0%)



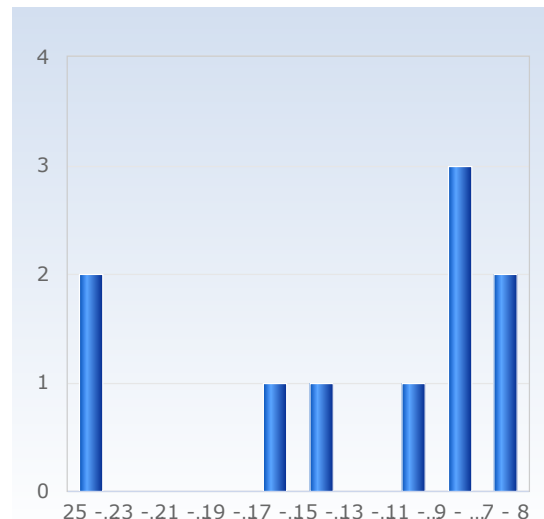
## 4. The examination/assessment tested how well I achieved the intended learning outcomes.

The examination /assessment tested how well I achieved the intended learning outcomes.	Number of responses
1. Disagree	0 (0,0%)
2	2 (20,0%)
3	2 (20,0%)
4	3 (30,0%)
5. Totally agree	3 (30,0%)
Total	10 (100,0%)



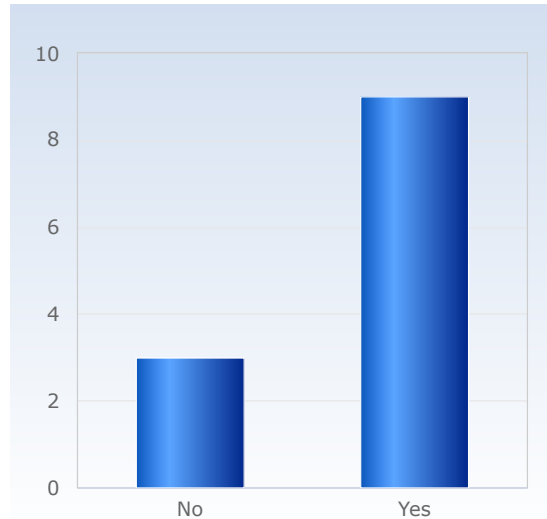
## 5. On average, I have spent approximately the following number of hours per week on the course, total time, including self-study.

On average, I have spent approximately the following number of hours per week on the course, total time, including self-study.	Number of responses
7 - 8	2 (20,0%)
9 - 10	3 (30,0%)
11 - 12	1 (10,0%)
13 - 14	0 (0,0%)
15 - 16	1 (10,0%)
17 - 18	1 (10,0%)
19 - 20	0 (0,0%)
21 - 22	0 (0,0%)
23 - 24	0 (0,0%)
25 - 26	2 (20,0%)
Total	10 (100,0%)



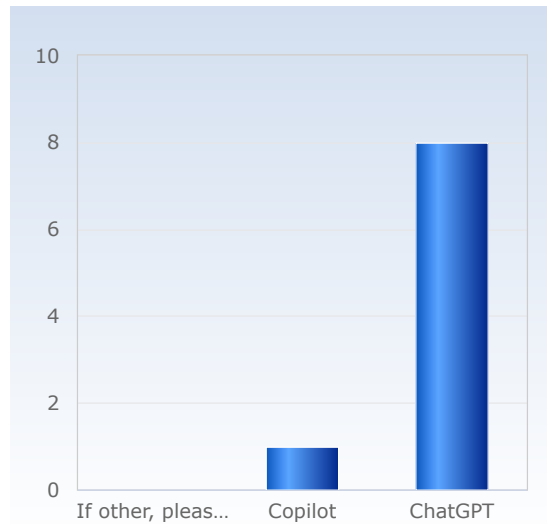
## 8. You were allowed to use AI support for programming in this course. Did you try that?

<b>You were allowed to use AI support for programming in this course. Did you try that?</b>	<b>Number of responses</b>
Yes	9 (75,0%)
No	3 (25,0%)
Total	12 (100,0%)



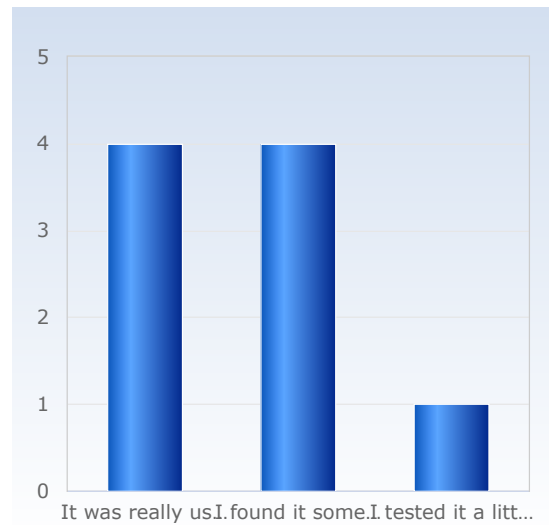
## 9. If you used AI support, which system did you use?

<b>If you used AI support, which system did you use?</b>	<b>Number of responses</b>
ChatGPT	8 (88,9%)
Copilot	1 (11,1%)
If other, please specify:	0 (0,0%)
Total	9 (100,0%)



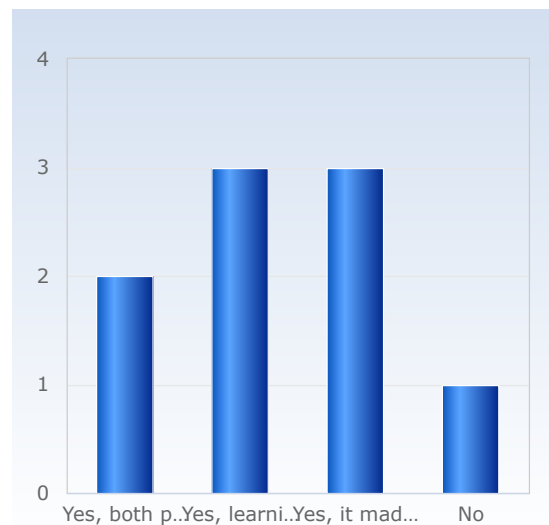
## 10. If you used AI support, how was your experience?

If you used AI support, how was your experience?	Number of responses
I tested it a little bit and did not like it.	1 (11,1%)
I found it somewhat useful	4 (44,4%)
It was really useful!	4 (44,4%)
Total	9 (100,0%)



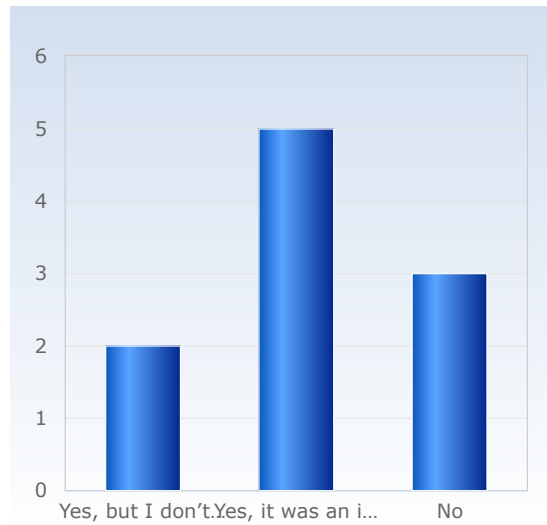
## 11. If you used AI support, did you learn from using AI support?

If you used AI support, did you learn from using AI support?	Number of responses
No	1 (11,1%)
Yes, it made it easier to learn Java	3 (33,3%)
Yes, learning algorithms became easier	3 (33,3%)
Yes, both programming and algorithms got easier	2 (22,2%)
Total	9 (100,0%)



## 12. Did AI change the way you studied?

Did AI change the way you studied?	Number of responses
No	3 (30,0%)
Yes, it was an improvement	5 (50,0%)
Yes, but I don't think it was an improvement for me	2 (20,0%)
Total	10 (100,0%)



## 14. Do you think we made the right decision to allow AI support in this course?

Do you think we made the right decision to allow AI support in this course?	Number of responses
No	1 (8,3%)
Yes	9 (75,0%)
No opinion	3 (25,0%)
Total	13 (108,3%)

