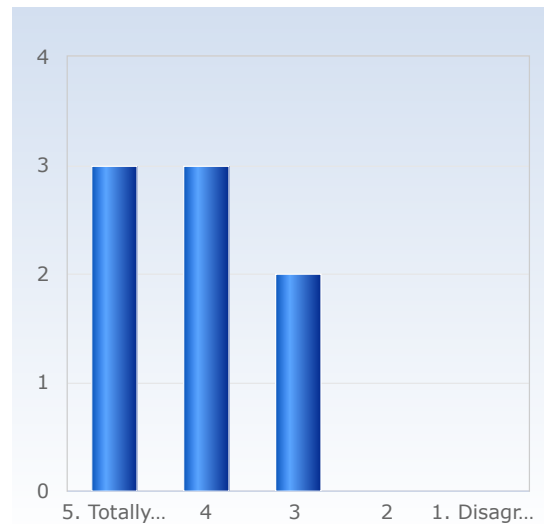


# Course Evaluation MT5009 - Grundläggande finansmatematik VT23

Respondents: 30  
Answer Count: 8  
Answer Frequency: 26,67 %

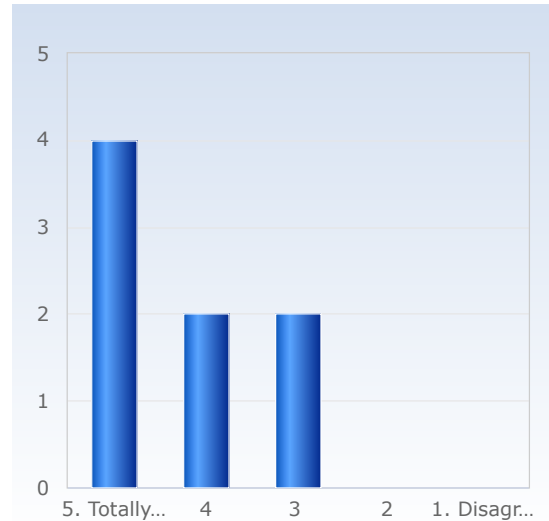
## 1. Overall, I am satisfied with the course.

| Overall, I am satisfied with the course. | Number of responses |
|--|---------------------|
| 1. Disagree                              | 0 (0,0%)            |
| 2  | 0 (0,0%)            |
| 3  | 2 (25,0%)           |
| 4  | 3 (37,5%)           |
| 5. Totally agree                         | 3 (37,5%)           |
| Total                                    | 8 (100,0%)          |



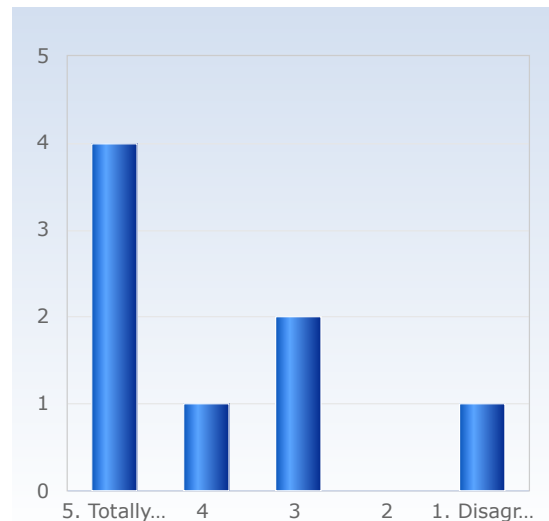
## 2. The content of the course was relevant to me for achieving the intended learning outcomes.

| The content of the course was relevant to me for achieving the intended learning outcomes. | Number of responses |
|--|---------------------|
| 1. Disagree  | 0 (0,0%)            |
| 2  | 0 (0,0%)            |
| 3  | 2 (25,0%)           |
| 4  | 2 (25,0%)           |
| 5. Totally agree   | 4 (50,0%)           |
| Total  | 8 (100,0%)          |



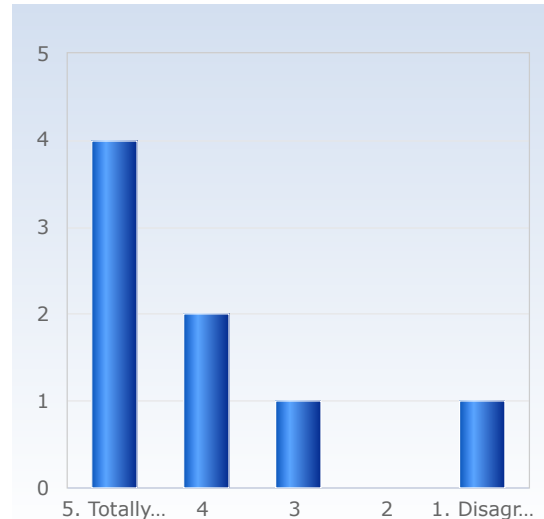
## 3. The teaching gave me good conditions to achieve the intended learning outcomes.

| The teaching gave me good conditions to achieve the intended learning outcomes. | Number of responses |
|---|---------------------|
| 1. Disagree   | 1 (12,5%)           |
| 2   | 0 (0,0%)            |
| 3   | 2 (25,0%)           |
| 4   | 1 (12,5%)           |
| 5. Totally agree  | 4 (50,0%)           |
| Total   | 8 (100,0%)          |



## 4. The examination/assessment tested how well I achieved the intended learning outcomes.

| The examination /assessment tested how well I achieved the intended learning outcomes. | Number of responses |
|--|---------------------|
| 1. Disagree  | 1 (12,5%)           |
| 2  | 0 (0,0%)            |
| 3  | 1 (12,5%)           |
| 4  | 2 (25,0%)           |
| 5. Totally agree   | 4 (50,0%)           |
| Total  | 8 (100,0%)          |



## 5. On average, I have spent approximately the following number of hours per week on the course, total time, including self-study.

| On average, I have spent approximately the following number of hours per week on the course, total time, including self-study. | Number of responses |
|--|---------------------|
| 6 - 7  | 0 (0,0%)            |
| 8 - 9  | 0 (0,0%)            |
| 10 - 11  | 5 (71,4%)           |
| 12 - 13  | 1 (14,3%)           |
| 14 - 15  | 0 (0,0%)            |
| 16 - 17  | 0 (0,0%)            |
| 18 - 19  | 0 (0,0%)            |
| 20 - 21  | 1 (14,3%)           |
| 22 - 23  | 0 (0,0%)            |
| 24 - 25  | 0 (0,0%)            |
| Total  | 7 (100,0%)          |

