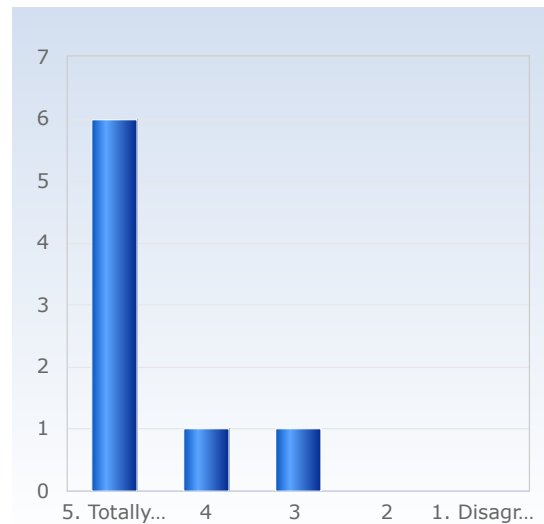


# Course Evaluation MT7002 - Statistiska modeller VT23

Respondents: 20  
Answer Count: 8  
Answer Frequency: 40,00 %

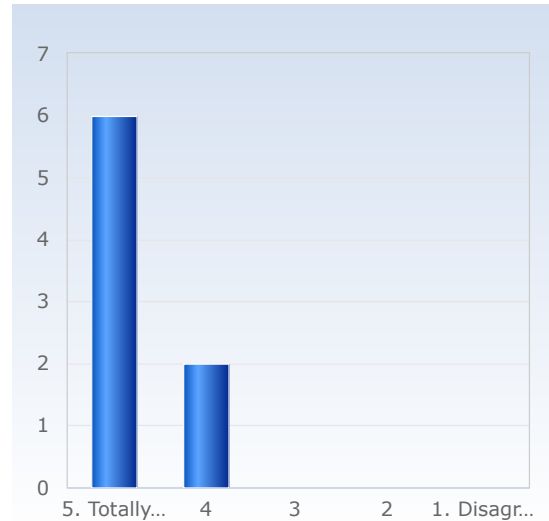
## 1. Overall, I am satisfied with the course.

Overall, I am satisfied with the course.	Number of responses
1. Disagree	0 (0,0%)
2	0 (0,0%)
3	1 (12,5%)
4	1 (12,5%)
5. Totally agree	6 (75,0%)
Total	8 (100,0%)



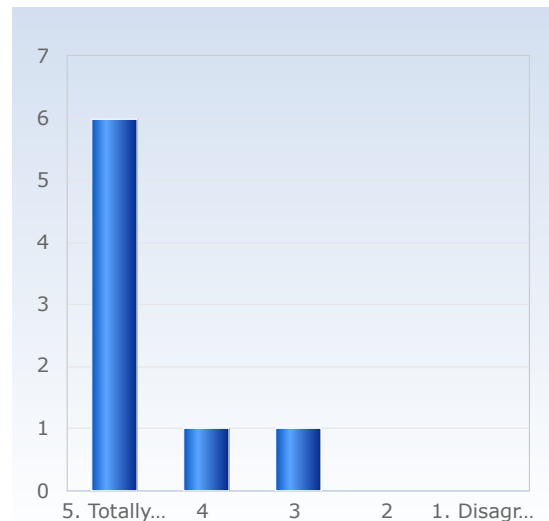
## 2. The content of the course was relevant to me for achieving the intended learning outcomes.

<b>The content of the course was relevant to me for achieving the intended learning outcomes.</b>	<b>Number of responses</b>
1. Disagree	0 (0,0%)
2	0 (0,0%)
3	0 (0,0%)
4	2 (25,0%)
5. Totally agree	6 (75,0%)
Total	8 (100,0%)



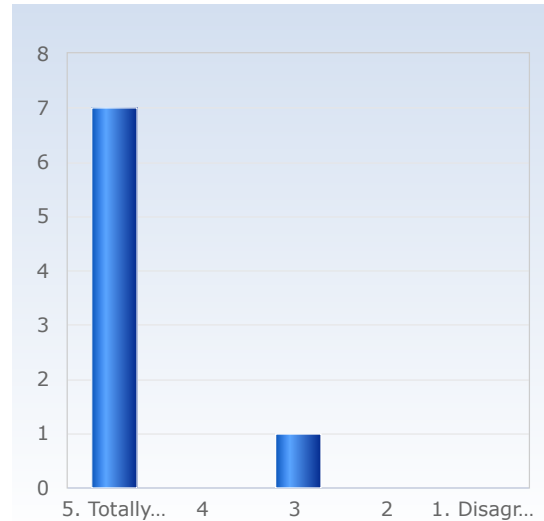
## 3. The teaching gave me good conditions to achieve the intended learning outcomes.

<b>The teaching gave me good conditions to achieve the intended learning outcomes.</b>	<b>Number of responses</b>
1. Disagree	0 (0,0%)
2	0 (0,0%)
3	1 (12,5%)
4	1 (12,5%)
5. Totally agree	6 (75,0%)
Total	8 (100,0%)



## 4. The examination/assessment tested how well I achieved the intended learning outcomes.

The examination /assessment tested how well I achieved the intended learning outcomes.	Number of responses
1. Disagree	0 (0,0%)
2	0 (0,0%)
3	1 (12,5%)
4	0 (0,0%)
5. Totally agree	7 (87,5%)
Total	8 (100,0%)



## 5. On average, I have spent approximately the following number of hours per week on the course, total time, including self-study.

On average, I have spent approximately the following number of hours per week on the course, total time, including self-study.	Number of responses
4 - 6	1 (12,5%)
7 - 9	0 (0,0%)
10 - 12	1 (12,5%)
13 - 15	3 (37,5%)
16 - 18	0 (0,0%)
19 - 21	2 (25,0%)
22 - 24	0 (0,0%)
25 - 27	0 (0,0%)
28 - 30	1 (12,5%)
31 - 33	0 (0,0%)
Total	8 (100,0%)

