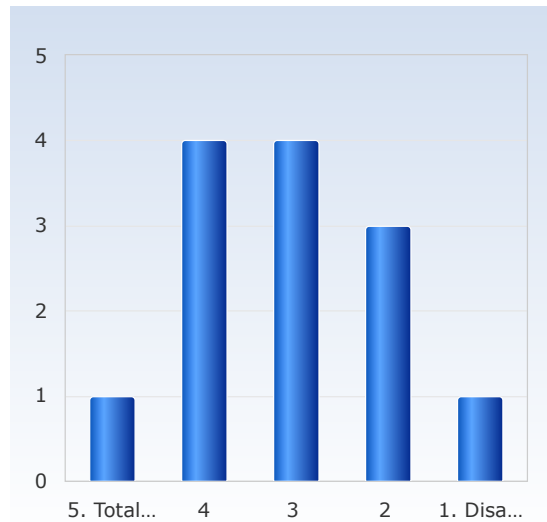


Course Evaluation MM3001 Mathematical Methods for Economists HT24 period AB

Respondents: 67
Answer Count: 13
Answer Frequency: 19,40 %

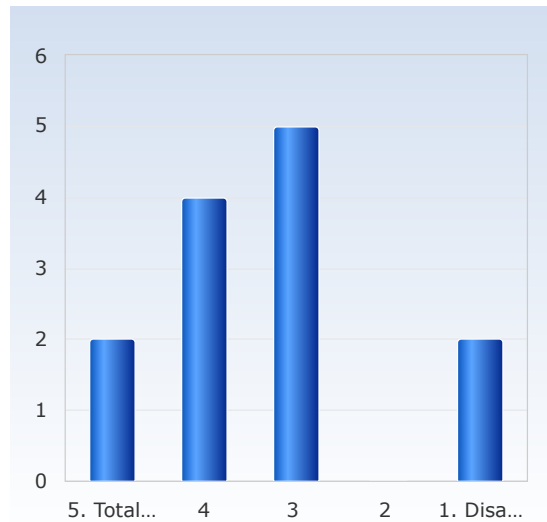
1. Overall, I am satisfied with the course.

Overall, I am satisfied with the course.	Number of responses
1. Disagree	1 (7,7%)
2	3 (23,1%)
3	4 (30,8%)
4	4 (30,8%)
5. Totally agree	1 (7,7%)
Total	13 (100,0%)



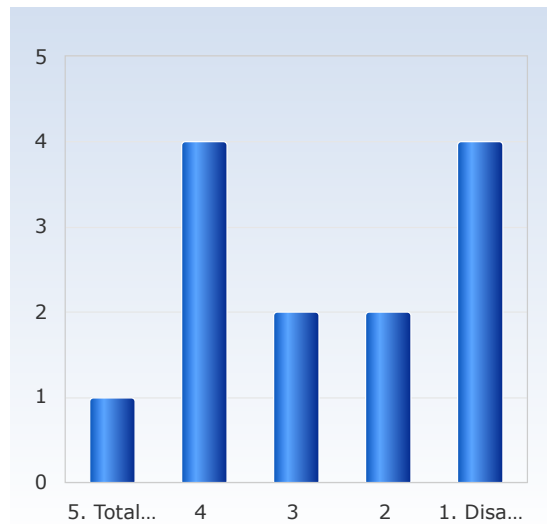
2. The content of the course was relevant to me for achieving the intended learning outcomes.

The content of the course was relevant to me for achieving the intended learning outcomes.	Number of responses
1. Disagree	2 (15,4%)
2	0 (0,0%)
3	5 (38,5%)
4	4 (30,8%)
5. Totally agree	2 (15,4%)
Total	13 (100,0%)



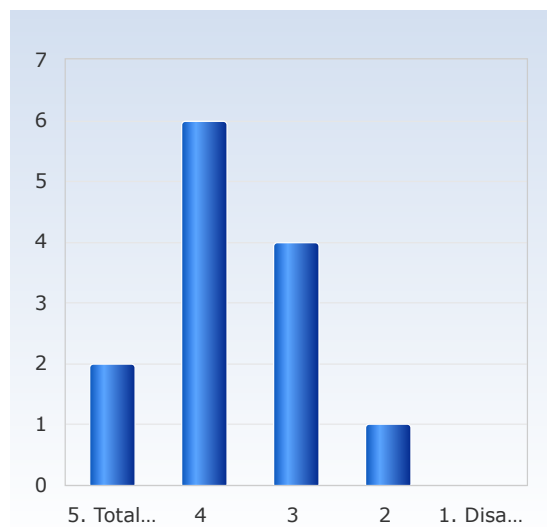
3. The teaching gave me good conditions to achieve the intended learning outcomes.

The teaching gave me good conditions to achieve the intended learning outcomes.	Number of responses
1. Disagree	4 (30,8%)
2	2 (15,4%)
3	2 (15,4%)
4	4 (30,8%)
5. Totally agree	1 (7,7%)
Total	13 (100,0%)



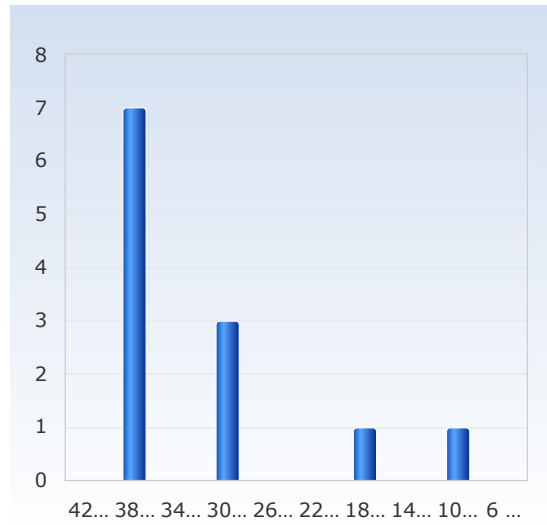
4. The examination/assessment tested how well I achieved the intended learning outcomes.

The examination /assessment tested how well I achieved the intended learning outcomes.	Number of responses
1. Disagree	0 (0,0%)
2	1 (7,7%)
3	4 (30,8%)
4	6 (46,2%)
5. Totally agree	2 (15,4%)
Total	13 (100,0%)



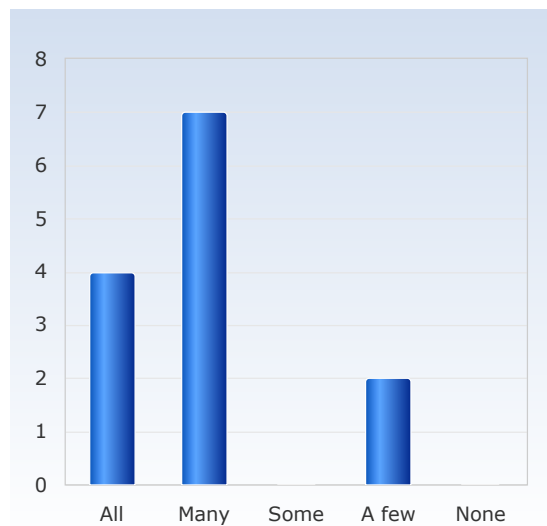
5. On average, I have spent approximately the following number of hours per week on the course, total time, including self-study.

On average, I have spent approximately the following number of hours per week on the course, total time, including self-study.	Number of responses
6 - 9	0 (0,0%)
10 - 13	1 (8,3%)
14 - 17	0 (0,0%)
18 - 21	1 (8,3%)
22 - 25	0 (0,0%)
26 - 29	0 (0,0%)
30 - 33	3 (25,0%)
34 - 37	0 (0,0%)
38 - 41	7 (58,3%)
42 - 45	0 (0,0%)
Total	12 (100,0%)



8. Have you attended the lectures?

Have you attended the lectures?	Number of responses
None	0 (0,0%)
A few	2 (15,4%)
Some	0 (0,0%)
Many	7 (53,8%)
All	4 (30,8%)
Total	13 (100,0%)



9. Have you attended the TA sessions?

Have you attended the TA sessions?	Number of responses
None	1 (7,7%)
A few	1 (7,7%)
Some	0 (0,0%)
Many	6 (46,2%)
All	5 (38,5%)
Total	13 (100,0%)

