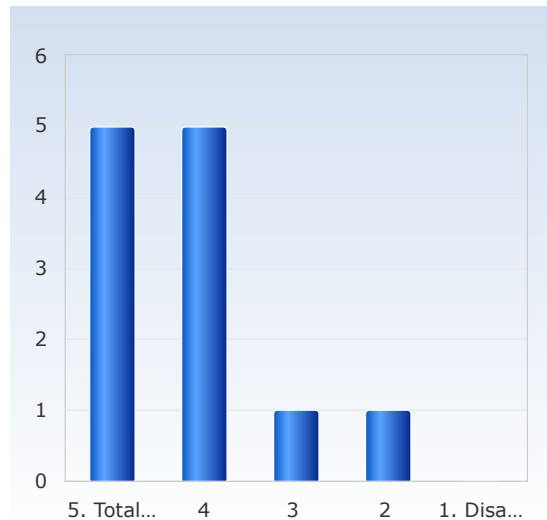


## Course evaluation MM5021 Mathematics III - Foundations of Analysis ST25

Respondents: 97  
Answer Count: 12  
Answer Frequency: 12,37 %

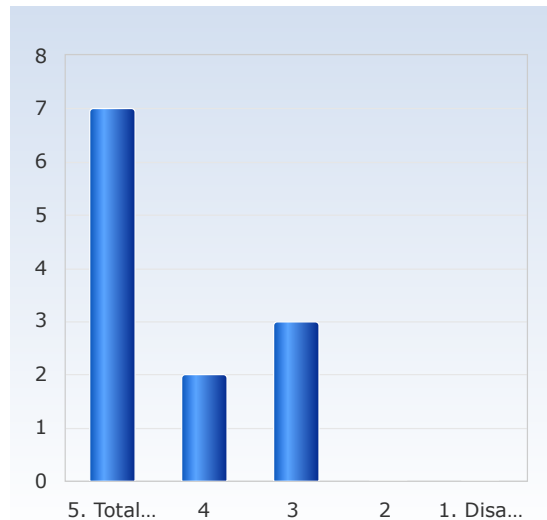
### 1. Overall, I am satisfied with the course.

Overall, I am satisfied with the course.	Number of responses
1. Disagree	0 (0,0%)
2	1 (8,3%)
3	1 (8,3%)
4	5 (41,7%)
5. Totally agree	5 (41,7%)
Total	12 (100,0%)



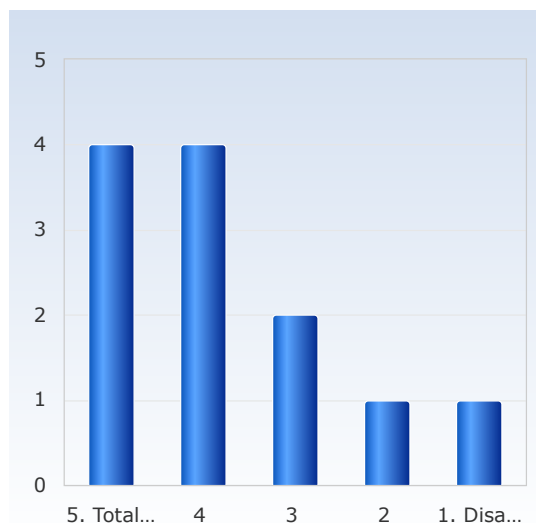
### 2. The content of the course was relevant to me for achieving the intended learning outcomes.

The content of the course was relevant to me for achieving the intended learning outcomes.	Number of responses
1. Disagree	0 (0,0%)
2	0 (0,0%)
3	3 (25,0%)
4	2 (16,7%)
5. Totally agree	7 (58,3%)
Total	12 (100,0%)



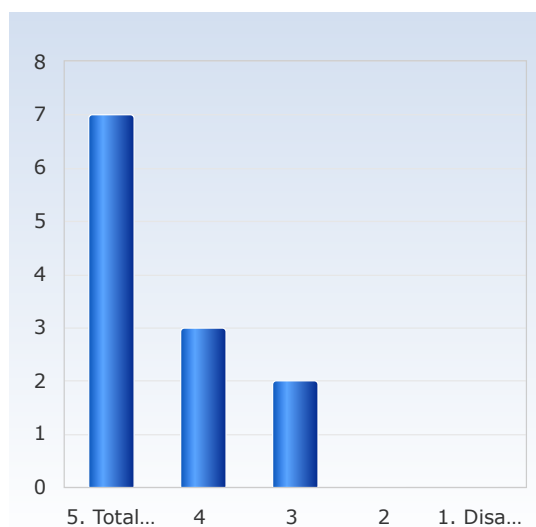
### 3. The teaching gave me good conditions to achieve the intended learning outcomes.

The teaching gave me good conditions to achieve the intended learning outcomes.	Number of responses
1. Disagree	1 (8,3%)
2	1 (8,3%)
3	2 (16,7%)
4	4 (33,3%)
5. Totally agree	4 (33,3%)
Total	12 (100,0%)



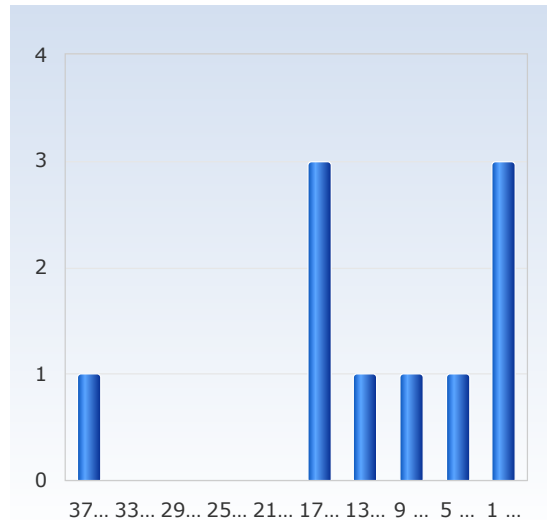
### 4. The examination/assessment tested how well I achieved the intended learning outcomes.

The examination /assessment tested how well I achieved the intended learning outcomes.	Number of responses
1. Disagree	0 (0,0%)
2	0 (0,0%)
3	2 (16,7%)
4	3 (25,0%)
5. Totally agree	7 (58,3%)
Total	12 (100,0%)



## 5. On average, I have spent approximately the following number of hours per week on the course, total time, including self-study.

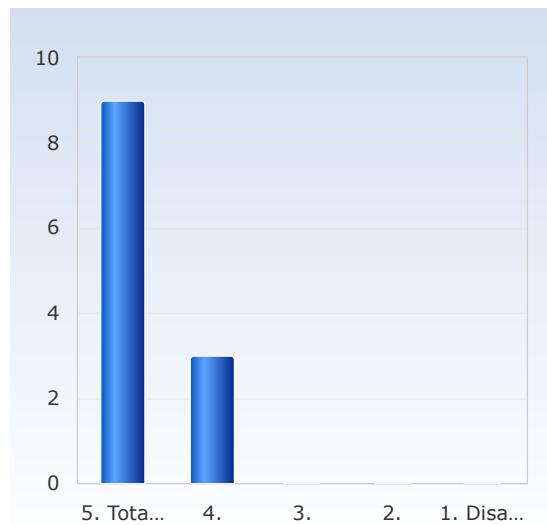
On average, I have spent approximately the following number of hours per week on the course, total time, including self-study.	Number of responses
1 - 4	3 (30,0%)
5 - 8	1 (10,0%)
9 - 12	1 (10,0%)
13 - 16	1 (10,0%)
17 - 20	3 (30,0%)
21 - 24	0 (0,0%)
25 - 28	0 (0,0%)
29 - 32	0 (0,0%)
33 - 36	0 (0,0%)
37 - 40	1 (10,0%)
Total	10 (100,0%)



## Individual teacher feedback (lecturer)

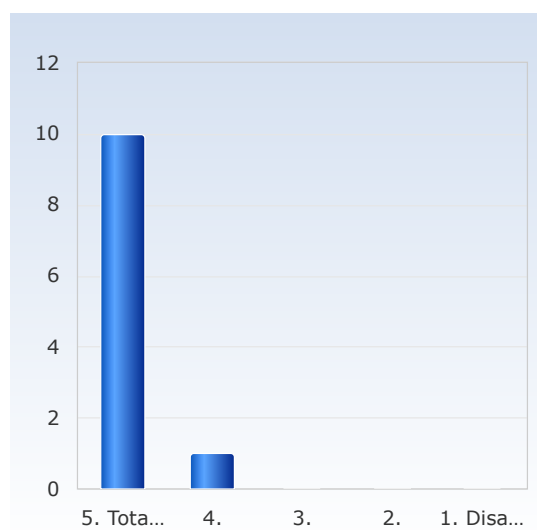
### a) The lecturer did a good job answering questions from students

a) The lecturer did a good job answering questions from students	Number of responses
1. Disagree	0 (0,0%)
2.	0 (0,0%)
3.	0 (0,0%)
4.	3 (25,0%)
5. Totally agree	9 (75,0%)
Total	12 (100,0%)



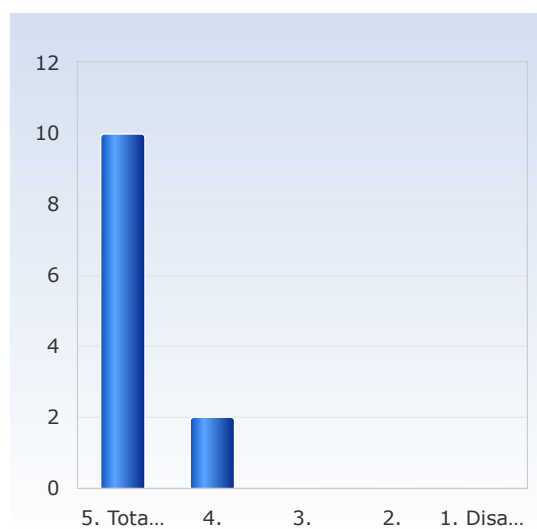
## . b) The lecturer was approachable

<b>b) The lecturer was approachable</b>	<b>Number of responses</b>
1. Disagree	0 (0,0%)
2.	0 (0,0%)
3.	0 (0,0%)
4.	1 (9,1%)
5. Totally agree	10 (90,9%)
Total	11 (100,0%)



## . c) The lecturer had motivation and enthusiasm for the subject

<b>c) The lecturer had motivation and enthusiasm for the subject</b>	<b>Number of responses</b>
1. Disagree	0 (0,0%)
2.	0 (0,0%)
3.	0 (0,0%)
4.	2 (16,7%)
5. Totally agree	10 (83,3%)
Total	12 (100,0%)



## Individual teacher feedback (teaching assistant)

## . a) The teaching assistant provided helpful feedback about exercises

a) The teaching assistant provided helpful feedback about exercises	Number of responses
1. Disagree	0 (0,0%)
2.	1 (8,3%)
3.	5 (41,7%)
4.	1 (8,3%)
5. Totally agree	5 (41,7%)
Total	12 (100,0%)

