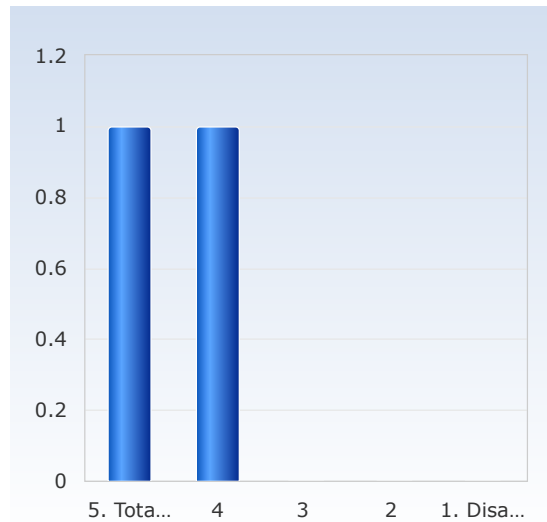


Course evaluation MM5021 Mathematics III - Foundations of Analysis HT25

Respondents: 14
Answer Count: 2
Answer Frequency: 14,29 %

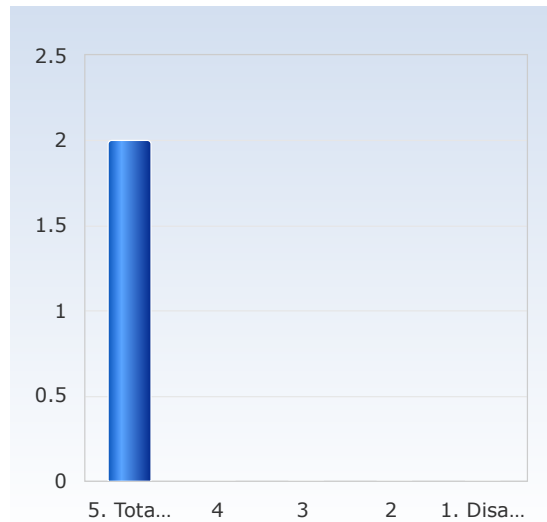
1. Overall, I am satisfied with the course.

Overall, I am satisfied with the course.	Number of responses
1. Disagree	0 (0,0%)
2	0 (0,0%)
3	0 (0,0%)
4	1 (50,0%)
5. Totally agree	1 (50,0%)
Total	2 (100,0%)



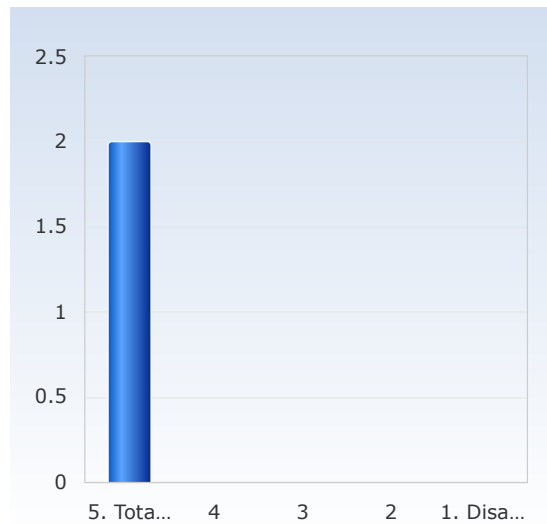
2. The content of the course was relevant to me for achieving the intended learning outcomes.

The content of the course was relevant to me for achieving the intended learning outcomes.	Number of responses
1. Disagree	0 (0,0%)
2	0 (0,0%)
3	0 (0,0%)
4	0 (0,0%)
5. Totally agree	2 (100,0%)
Total	2 (100,0%)



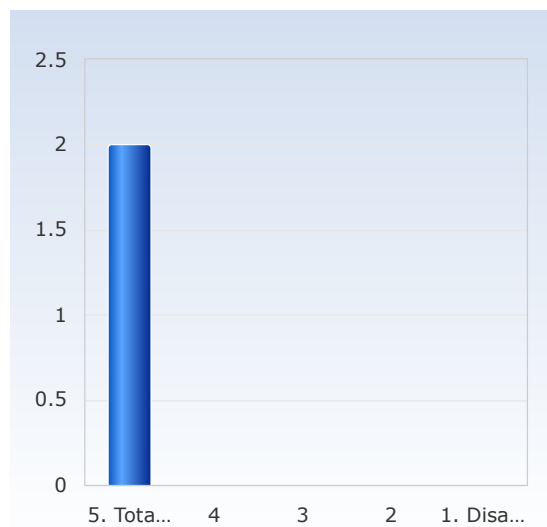
3. The teaching gave me good conditions to achieve the intended learning outcomes.

The teaching gave me good conditions to achieve the intended learning outcomes.	Number of responses
1. Disagree	0 (0,0%)
2	0 (0,0%)
3	0 (0,0%)
4	0 (0,0%)
5. Totally agree	2 (100,0%)
Total	2 (100,0%)



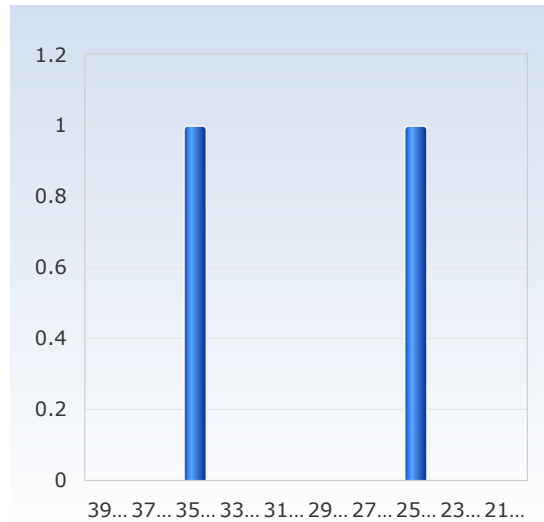
4. The examination/assessment tested how well I achieved the intended learning outcomes.

The examination /assessment tested how well I achieved the intended learning outcomes.	Number of responses
1. Disagree	0 (0,0%)
2	0 (0,0%)
3	0 (0,0%)
4	0 (0,0%)
5. Totally agree	2 (100,0%)
Total	2 (100,0%)



5. On average, I have spent approximately the following number of hours per week on the course, total time, including self-study.

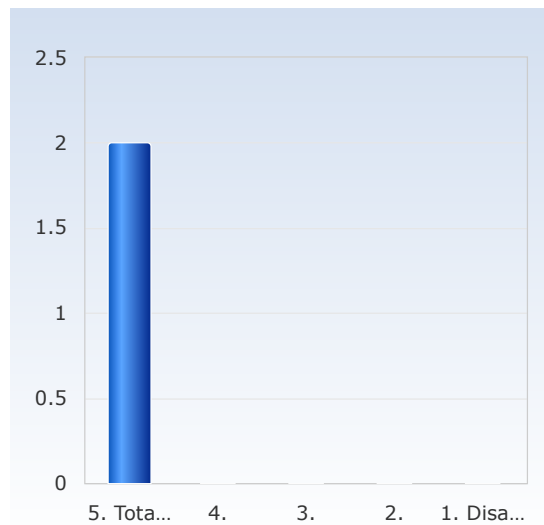
On average, I have spent approximately the following number of hours per week on the course, total time, including self-study.	Number of responses
21 - 22	0 (0,0%)
23 - 24	0 (0,0%)
25 - 26	1 (50,0%)
27 - 28	0 (0,0%)
29 - 30	0 (0,0%)
31 - 32	0 (0,0%)
33 - 34	0 (0,0%)
35 - 36	1 (50,0%)
37 - 38	0 (0,0%)
39 - 40	0 (0,0%)
Total	2 (100,0%)



Individual teacher feedback (lecturer)

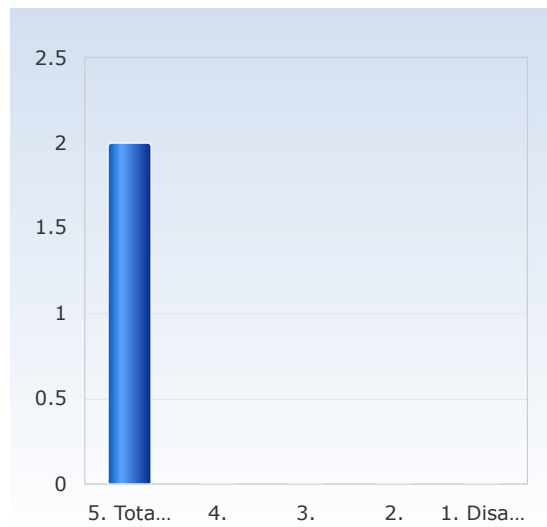
. a) The lecturer did a good job answering questions from students

a) The lecturer did a good job answering questions from students	Number of responses
1. Disagree	0 (0,0%)
2.	0 (0,0%)
3.	0 (0,0%)
4.	0 (0,0%)
5. Totally agree	2 (100,0%)
Total	2 (100,0%)



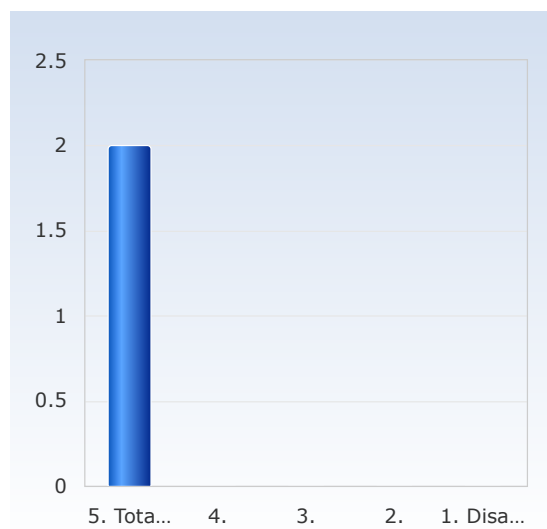
. b) The lecturer was approachable

b) The lecturer was approachable	Number of responses
1. Disagree	0 (0,0%)
2.	0 (0,0%)
3.	0 (0,0%)
4.	0 (0,0%)
5. Totally agree	2 (100,0%)
Total	2 (100,0%)



. c) The lecturer had motivation and enthusiasm for the subject

c) The lecturer had motivation and enthusiasm for the subject	Number of responses
1. Disagree	0 (0,0%)
2.	0 (0,0%)
3.	0 (0,0%)
4.	0 (0,0%)
5. Totally agree	2 (100,0%)
Total	2 (100,0%)



Individual teacher feedback (teaching assistant)

. a) The teaching assistant provided helpful feedback about exercises

a) The teaching assistant provided helpful feedback about exercises	Number of responses
1. Disagree	0 (0,0%)
2.	1 (50,0%)
3.	0 (0,0%)
4.	0 (0,0%)
5. Totally agree	1 (50,0%)
Total	2 (100,0%)

