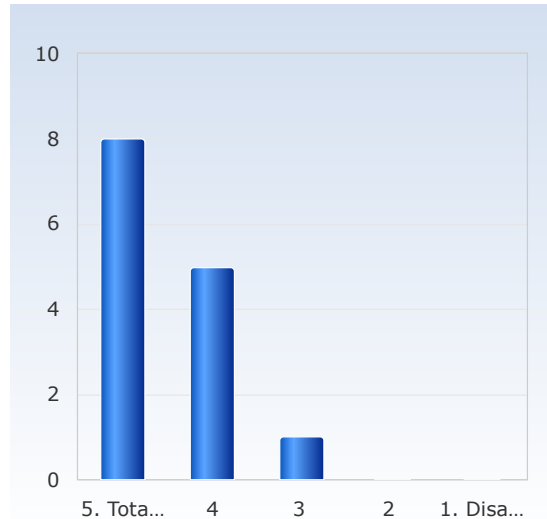


Course Evaluation MM5023 - Matematik III - Kombinatorik HT25

Respondents: 36
Answer Count: 14
Answer Frequency: 38,89 %

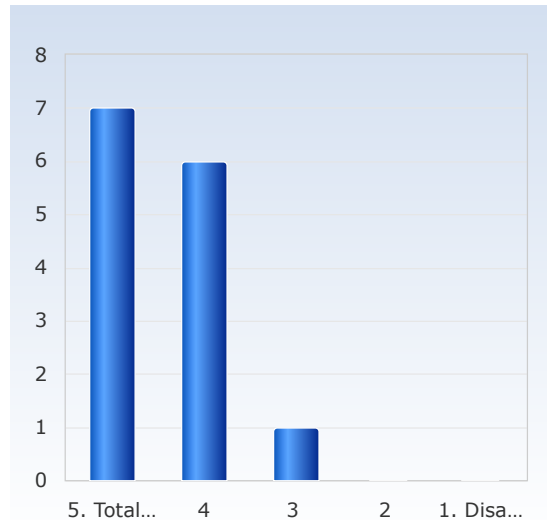
1. Overall, I am satisfied with the course.

Overall, I am satisfied with the course.	Number of responses
1. Disagree	0 (0,0%)
2	0 (0,0%)
3	1 (7,1%)
4	5 (35,7%)
5. Totally agree	8 (57,1%)
Total	14 (100,0%)



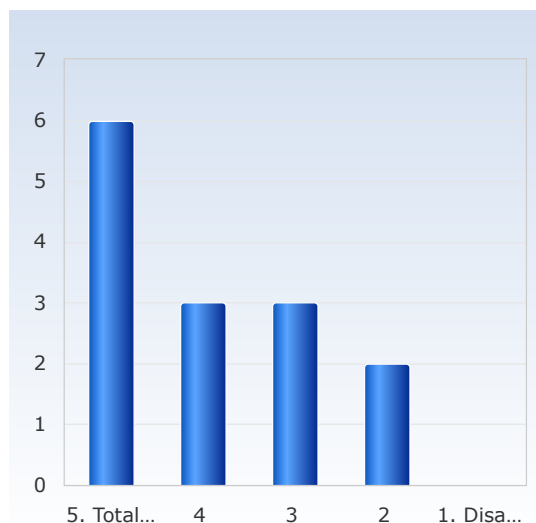
2. The content of the course was relevant to me for achieving the intended learning outcomes.

The content of the course was relevant to me for achieving the intended learning outcomes.	Number of responses
1. Disagree	0 (0,0%)
2	0 (0,0%)
3	1 (7,1%)
4	6 (42,9%)
5. Totally agree	7 (50,0%)
Total	14 (100,0%)



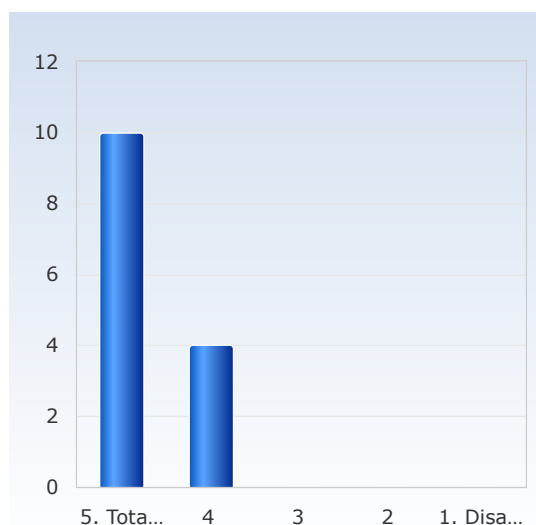
3. The teaching gave me good conditions to achieve the intended learning outcomes.

The teaching gave me good conditions to achieve the intended learning outcomes.	Number of responses
1. Disagree	0 (0,0%)
2	2 (14,3%)
3	3 (21,4%)
4	3 (21,4%)
5. Totally agree	6 (42,9%)
Total	14 (100,0%)



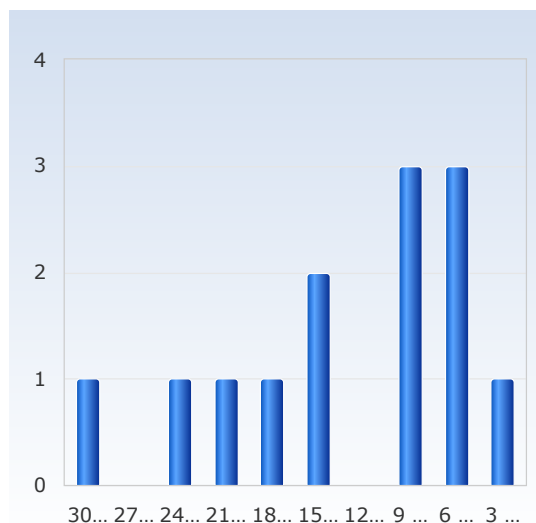
4. The examination/assessment tested how well I achieved the intended learning outcomes.

The examination /assessment tested how well I achieved the intended learning outcomes.	Number of responses
1. Disagree	0 (0,0%)
2	0 (0,0%)
3	0 (0,0%)
4	4 (28,6%)
5. Totally agree	10 (71,4%)
Total	14 (100,0%)



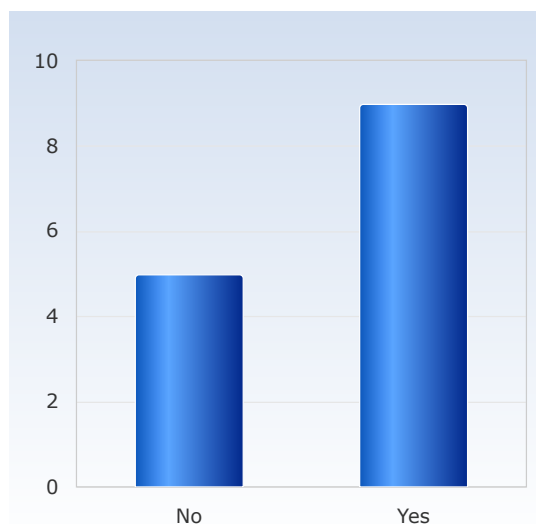
5. On average, I have spent approximately the following number of hours per week on the course, total time, including self-study.

On average, I have spent approximately the following number of hours per week on the course, total time, including self-study.	Number of responses
3 - 5	1 (7,7%)
6 - 8	3 (23,1%)
9 - 11	3 (23,1%)
12 - 14	0 (0,0%)
15 - 17	2 (15,4%)
18 - 20	1 (7,7%)
21 - 23	1 (7,7%)
24 - 26	1 (7,7%)
27 - 29	0 (0,0%)
30 - 32	1 (7,7%)
Total	13 (100,0%)



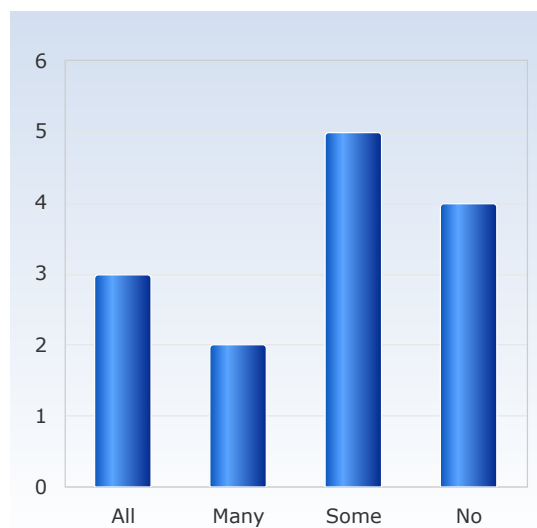
8. Are you a distance student?

Are you a distance student?	Number of responses
Yes	9 (64,3%)
No	5 (35,7%)
Total	14 (100,0%)



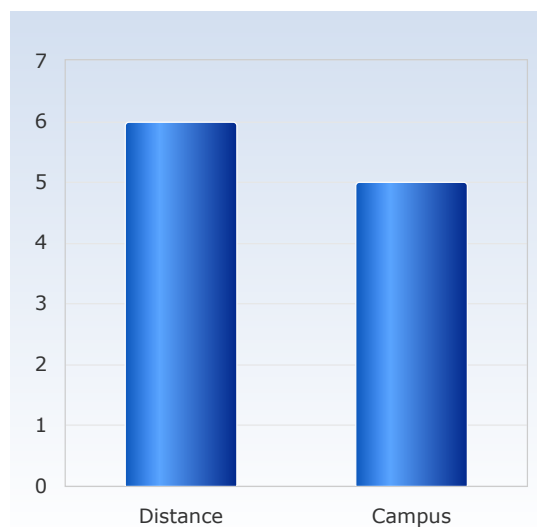
9. Did you attend the lectures?

Did you attend the lectures?	Number of responses
No	4 (28,6%)
Some	5 (35,7%)
Many	2 (14,3%)
All	3 (21,4%)
Total	14 (100,0%)



10. If you attended the lectures, in which format?

If you attended the lectures, in which format?	Number of responses
Campus	5 (45,5%)
Distance	6 (54,5%)
Total	11 (100,0%)



13. Were the lecture notes useful?

Were the lecture notes useful?	Number of responses
Yes	10 (76,9%)
No	3 (23,1%)
Total	13 (100,0%)

