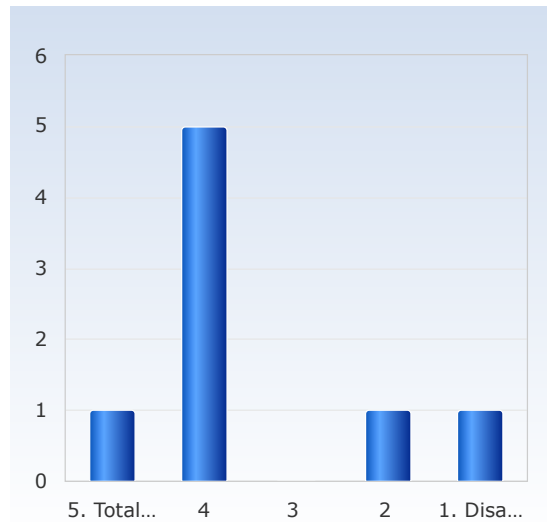


# Course Evaluation MM7024 Linear Algebra and Learning from Data HT24

Respondents: 31  
Answer Count: 8  
Answer Frequency: 25,81 %

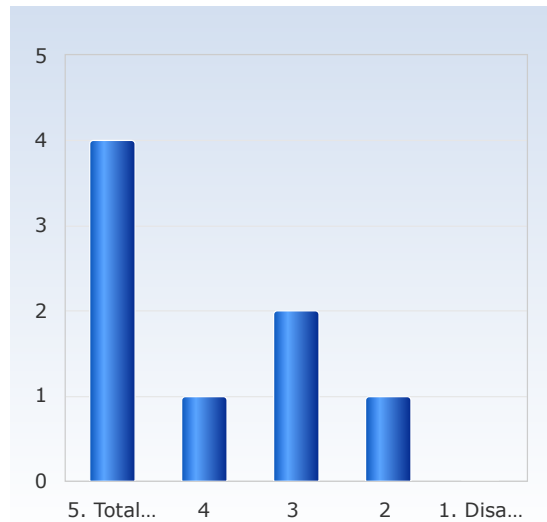
## 1. Overall, I am satisfied with the course.

Overall, I am satisfied with the course.	Number of responses
1. Disagree	1 (12,5%)
2	1 (12,5%)
3	0 (0,0%)
4	5 (62,5%)
5. Totally agree	1 (12,5%)
Total	8 (100,0%)



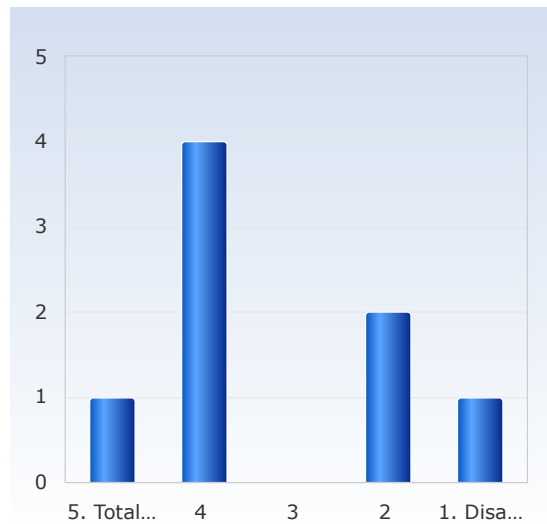
## 2. The content of the course was relevant to me for achieving the intended learning outcomes.

The content of the course was relevant to me for achieving the intended learning outcomes.	Number of responses
1. Disagree	0 (0,0%)
2	1 (12,5%)
3	2 (25,0%)
4	1 (12,5%)
5. Totally agree	4 (50,0%)
Total	8 (100,0%)



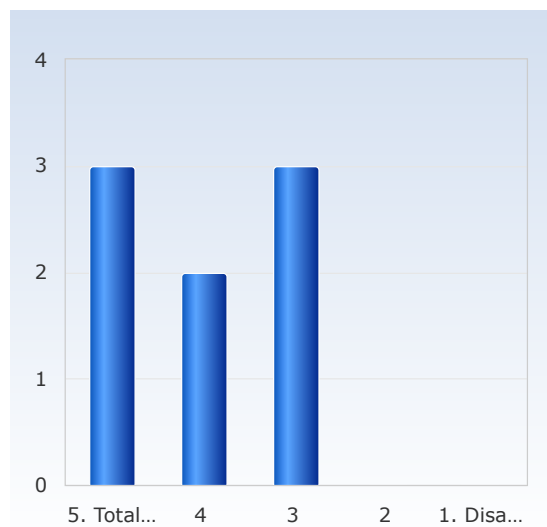
### 3. The teaching gave me good conditions to achieve the intended learning outcomes.

The teaching gave me good conditions to achieve the intended learning outcomes.	Number of responses
1. Disagree	1 (12,5%)
2	2 (25,0%)
3	0 (0,0%)
4	4 (50,0%)
5. Totally agree	1 (12,5%)
Total	8 (100,0%)



### 4. The examination/assessment tested how well I achieved the intended learning outcomes.

The examination /assessment tested how well I achieved the intended learning outcomes.	Number of responses
1. Disagree	0 (0,0%)
2	0 (0,0%)
3	3 (37,5%)
4	2 (25,0%)
5. Totally agree	3 (37,5%)
Total	8 (100,0%)



**5. On average, I have spent approximately the following number of hours per week on the course, total time, including self-study.**

<b>On average, I have spent approximately the following number of hours per week on the course, total time, including self-study.</b>	<b>Number of responses</b>
2 - 3	1 (14,3%)
4 - 5	1 (14,3%)
6 - 7	0 (0,0%)
8 - 9	1 (14,3%)
10 - 11	0 (0,0%)
12 - 13	1 (14,3%)
14 - 15	1 (14,3%)
16 - 17	0 (0,0%)
18 - 19	0 (0,0%)
20 - 21	2 (28,6%)
<b>Total</b>	<b>7 (100,0%)</b>

