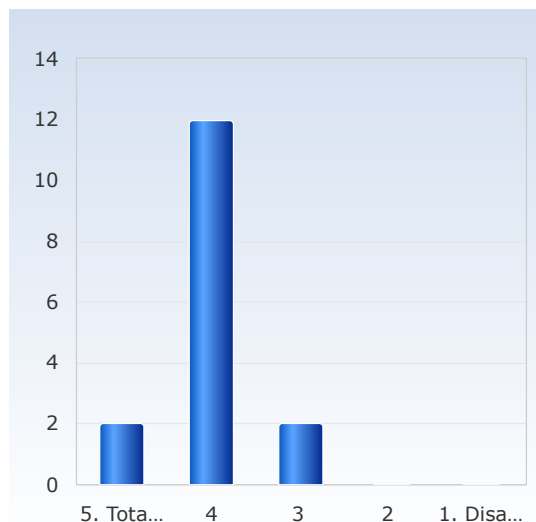


Course Evaluation: DA4007 Programming techniques II HT25

Respondents: 51
Answer Count: 16
Answer Frequency: 31,37 %

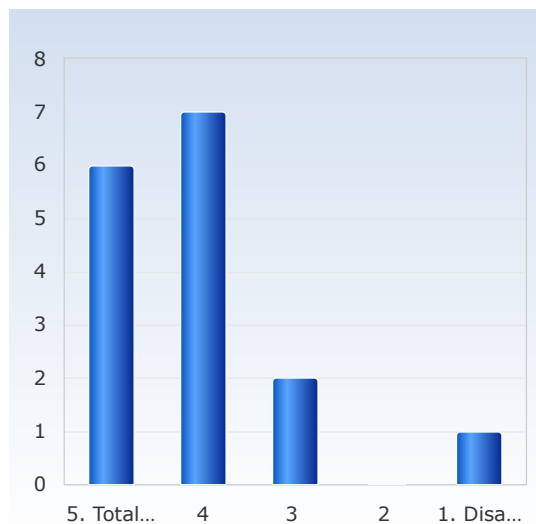
1. Overall, I am satisfied with the course.

Overall, I am satisfied with the course.	Number of responses
1. Disagree	0 (0,0%)
2	0 (0,0%)
3	2 (12,5%)
4	12 (75,0%)
5. Totally agree	2 (12,5%)
Total	16 (100,0%)



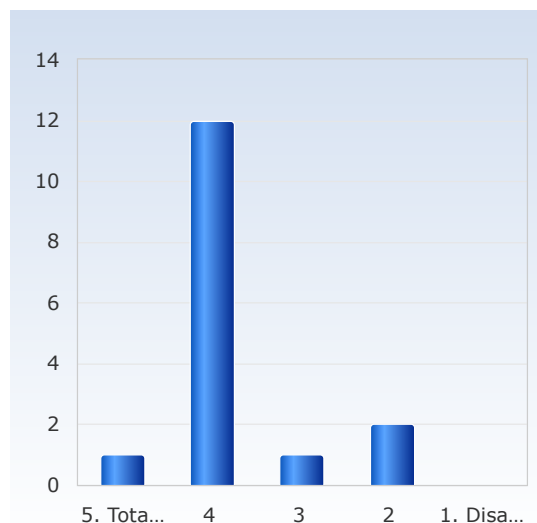
2. The content of the course was relevant to me for achieving the intended learning outcomes.

The content of the course was relevant to me for achieving the intended learning outcomes.	Number of responses
1. Disagree	1 (6,2%)
2	0 (0,0%)
3	2 (12,5%)
4	7 (43,8%)
5. Totally agree	6 (37,5%)
Total	16 (100,0%)



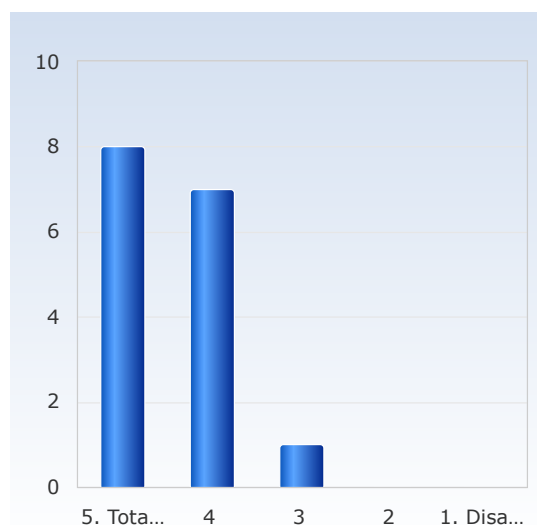
3. The teaching gave me good conditions to achieve the intended learning outcomes.

The teaching gave me good conditions to achieve the intended learning outcomes.	Number of responses
1. Disagree	0 (0,0%)
2	2 (12,5%)
3	1 (6,2%)
4	12 (75,0%)
5. Totally agree	1 (6,2%)
Total	16 (100,0%)



4. The examination/assessment tested how well I achieved the intended learning outcomes.

The examination /assessment tested how well I achieved the intended learning outcomes.	Number of responses
1. Disagree	0 (0,0%)
2	0 (0,0%)
3	1 (6,2%)
4	7 (43,8%)
5. Totally agree	8 (50,0%)
Total	16 (100,0%)



5. On average, I have spent approximately the following number of hours per week on the course, total time, including self-study.

On average, I have spent approximately the following number of hours per week on the course, total time, including self-study.	Number of responses
4 - 5	0 (0,0%)
6 - 7	2 (15,4%)
8 - 9	1 (7,7%)
10 - 11	6 (46,2%)
12 - 13	1 (7,7%)
14 - 15	1 (7,7%)
16 - 17	0 (0,0%)
18 - 19	0 (0,0%)
20 - 21	2 (15,4%)
22 - 23	0 (0,0%)
Total	13 (100,0%)

