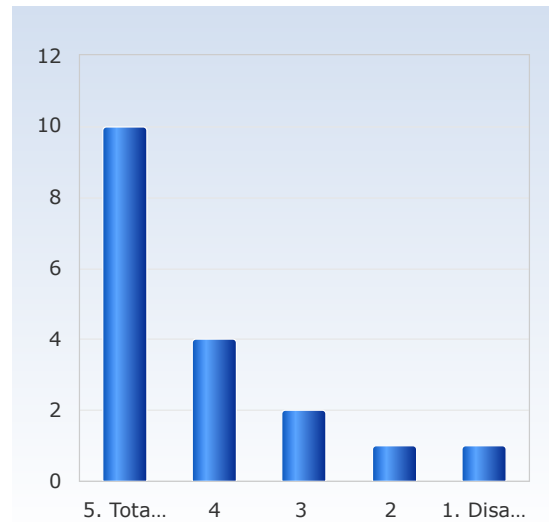


## Course evaluation DA2005 Programmeringsteknik (Programming techniques) VT25

Respondents: 164  
Answer Count: 18  
Answer Frequency: 10,98 %

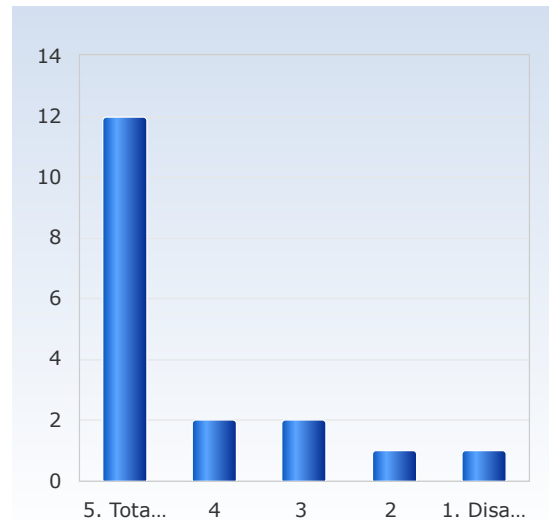
### 1. Overall, I am satisfied with the course.

Overall, I am satisfied with the course.	Number of responses
1. Disagree	1 (5,6%)
2	1 (5,6%)
3	2 (11,1%)
4	4 (22,2%)
5. Totally agree	10 (55,6%)
Total	18 (100,0%)



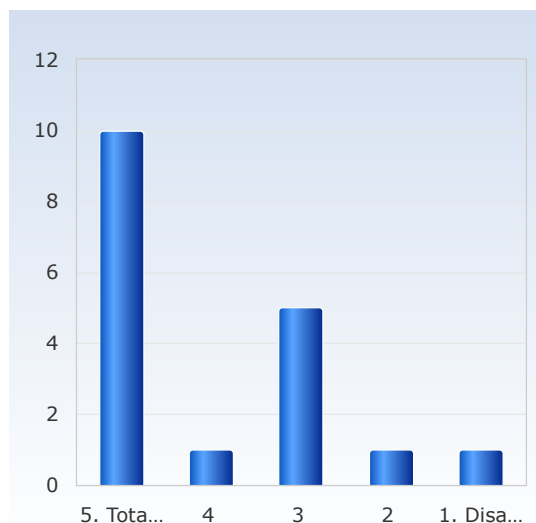
### 2. The content of the course was relevant to me for achieving the intended learning outcomes.

The content of the course was relevant to me for achieving the intended learning outcomes.	Number of responses
1. Disagree	1 (5,6%)
2	1 (5,6%)
3	2 (11,1%)
4	2 (11,1%)
5. Totally agree	12 (66,7%)
Total	18 (100,0%)



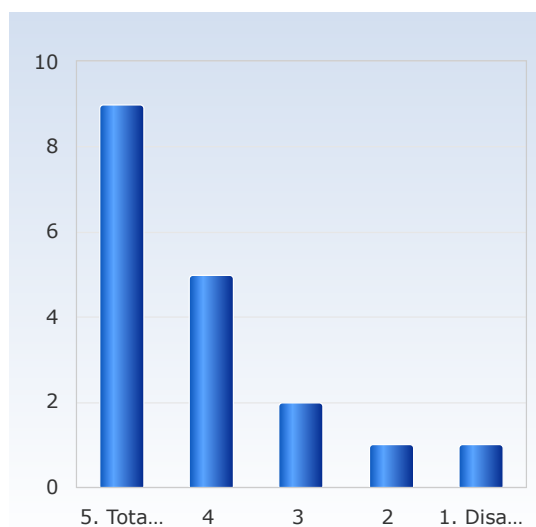
### 3. The teaching gave me good conditions to achieve the intended learning outcomes.

The teaching gave me good conditions to achieve the intended learning outcomes.	Number of responses
1. Disagree	1 (5,6%)
2	1 (5,6%)
3	5 (27,8%)
4	1 (5,6%)
5. Totally agree	10 (55,6%)
Total	18 (100,0%)



### 4. The examination/assessment tested how well I achieved the intended learning outcomes.

The examination /assessment tested how well I achieved the intended learning outcomes.	Number of responses
1. Disagree	1 (5,6%)
2	1 (5,6%)
3	2 (11,1%)
4	5 (27,8%)
5. Totally agree	9 (50,0%)
Total	18 (100,0%)



## 5. On average, I have spent approximately the following number of hours per week on the course, total time, including self-study.

On average, I have spent approximately the following number of hours per week on the course, total time, including self-study.	Number of responses
0 - 7	3 (16,7%)
8 - 15	6 (33,3%)
16 - 23	4 (22,2%)
24 - 31	2 (11,1%)
32 - 39	0 (0,0%)
40 - 47	1 (5,6%)
48 - 55	1 (5,6%)
56 - 63	0 (0,0%)
64 - 71	0 (0,0%)
72 - 79	1 (5,6%)
Total	18 (100,0%)

