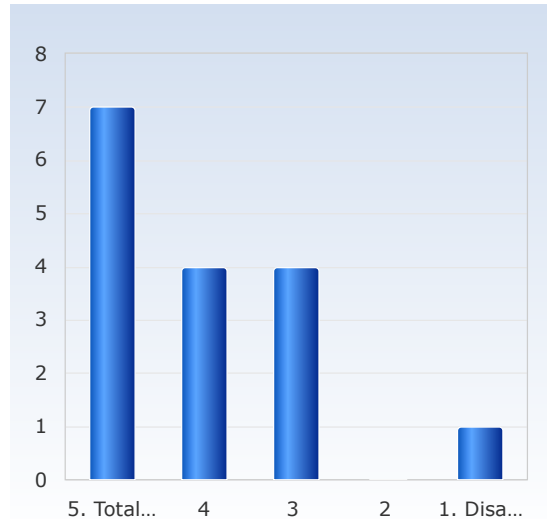


Course Evaluation MM5016 - Numerisk analys I VT24

Respondents: 60
Answer Count: 16
Answer Frequency: 26,67 %

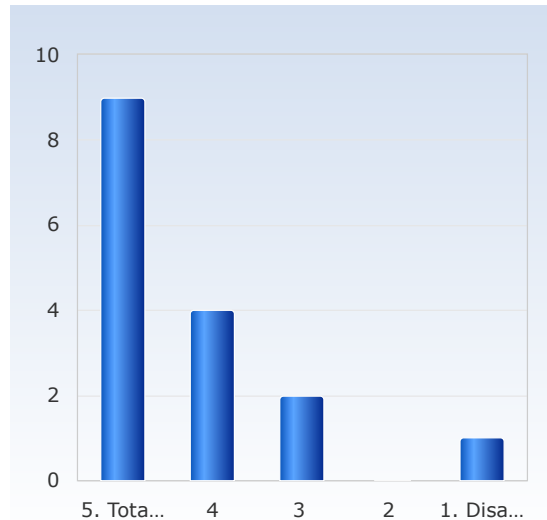
1. Overall, I am satisfied with the course.

| Overall, I am satisfied with the course. | Number of responses |
|------------------------------------------|---------------------|
| 1. Disagree | 1 (6,2%) |
| 2 | 0 (0,0%) |
| 3 | 4 (25,0%) |
| 4 | 4 (25,0%) |
| 5. Totally agree | 7 (43,8%) |
| Total | 16 (100,0%) |



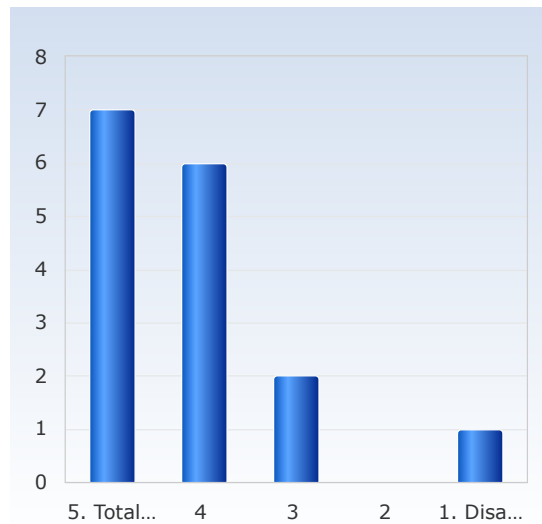
2. The content of the course was relevant to me for achieving the intended learning outcomes.

| The content of the course was relevant to me for achieving the intended learning outcomes. | Number of responses |
|--------------------------------------------------------------------------------------------|---------------------|
| 1. Disagree | 1 (6,2%) |
| 2 | 0 (0,0%) |
| 3 | 2 (12,5%) |
| 4 | 4 (25,0%) |
| 5. Totally agree | 9 (56,2%) |
| Total | 16 (100,0%) |



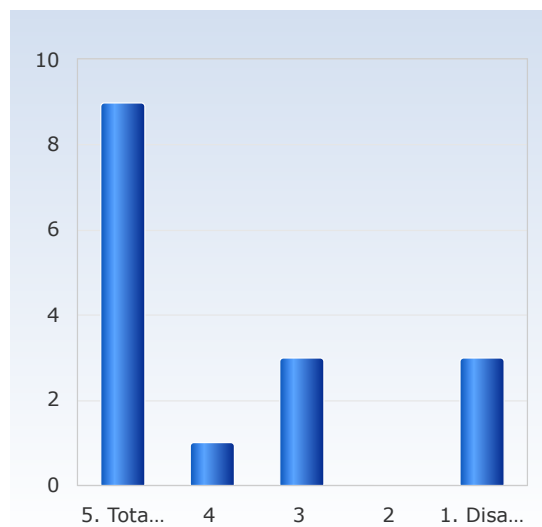
3. The teaching gave me good conditions to achieve the intended learning outcomes.

| The teaching gave me good conditions to achieve the intended learning outcomes. | Number of responses |
|---------------------------------------------------------------------------------|---------------------|
| 1. Disagree | 1 (6,2%) |
| 2 | 0 (0,0%) |
| 3 | 2 (12,5%) |
| 4 | 6 (37,5%) |
| 5. Totally agree | 7 (43,8%) |
| Total | 16 (100,0%) |



4. The examination/assessment tested how well I achieved the intended learning outcomes.

| The examination /assessment tested how well I achieved the intended learning outcomes. | Number of responses |
|----------------------------------------------------------------------------------------|---------------------|
| 1. Disagree | 3 (18,8%) |
| 2 | 0 (0,0%) |
| 3 | 3 (18,8%) |
| 4 | 1 (6,2%) |
| 5. Totally agree | 9 (56,2%) |
| Total | 16 (100,0%) |



5. On average, I have spent approximately the following number of hours per week on the course, total time, including self-study.

| On average, I have spent approximately the following number of hours per week on the course, total time, including self-study. | Number of responses |
|---------------------------------------------------------------------------------------------------------------------------------------|----------------------------|
| 0 - 3 | 1 (6,2%) |
| 4 - 7 | 3 (18,8%) |
| 8 - 11 | 1 (6,2%) |
| 12 - 15 | 3 (18,8%) |
| 16 - 19 | 1 (6,2%) |
| 20 - 23 | 3 (18,8%) |
| 24 - 27 | 1 (6,2%) |
| 28 - 31 | 2 (12,5%) |
| 32 - 35 | 1 (6,2%) |
| 36 - 39 | 0 (0,0%) |
| Total | 16 (100,0%) |

